

ARTICLE

# Bilingual phonological acquisition: the influence of language-internal, language-external, and lexical factors

Margaret KEHOE and Mélanie HAVY

University of Geneva, Switzerland

Corresponding authors: Faculté de psychologie et des sciences de l'éducation, Université de Genève, 28, bd du Pont-d'Arve, 1205 Genève, Switzerland/ tel: 004122379 9155 (wk); 004122 3487944 (hm)

(Received 8 October 2017; revised 4 April 2018; accepted 3 October 2018;  
first published online 18 December 2018)

## Abstract

This study examines the influence of language-internal (frequency and complexity of linguistic properties), language-external (percent French input, socioeconomic status (SES), and gender), and lexical factors (size of total and French vocabulary) on the phonological production abilities of monolingual and bilingual French-speaking children, aged 2;6. Children participated in an object and picture naming task in which they produced words selected to test different phonological properties. The bilinguals' first languages were coded in terms of the frequency and complexity of these phonological properties. Results indicated that bilinguals who spoke languages characterized by high frequency/complexity of codas and clusters had superior results in their coda and cluster accuracy in comparison to monolinguals. Bilinguals also had better coda and cluster accuracy scores than monolinguals. These findings provide evidence for cross-linguistic interaction in combination with a 'general bilingual effect'. In addition, percent French exposure, SES, total vocabulary, and gender influenced phonological production.

**Keywords:** phonological acquisition; bilingualism; cross-linguistic interaction

## Introduction

There is a growing body of literature on the phonetic and phonological production abilities of young bilingual children (Bunta & Ingram, 2007; Fabiano-Smith & Goldstein, 2010a, 2010b; Goldstein & Bunta, 2012; Lleó, 2002). The bulk of this literature shows that bilingual children do not differ greatly from monolingual children in terms of global phonological ability (Fabiano-Smith & Goldstein, 2010b; Hambly, Wren, McLeod, & Roulstone, 2013); however, they may differ significantly from monolingual children in specific linguistic areas such as Voice Onset Time (VOT) (Deuchar & Clark, 1996; Fabiano-Smith & Bunta, 2012; Kehoe, Lleó, & Rakow, 2004), syllable structure (Almeida, Rose, & Freitas, 2012; Keffala, Barlow, & Rose, 2018; Lleó, Kuchenbrandt, Kehoe, & Trujillo, 2003; Tamburelli, Sanoudaki,

© Cambridge University Press 2018

Jones, & Sowinska, 2015), and rhythm (Bunta & Ingram, 2007; Kehoe, Lleó, & Rakow, 2011; Mok, 2011, 2013). The presence of systematic differences between the speech of monolingual and bilingual children suggests that there is interaction between the two linguistic systems of the bilingual, a phenomenon referred to as cross-linguistic interaction. Three potential manifestations of cross-linguistic interaction have been described in the literature: acceleration, delay, and transfer (Paradis & Genesee, 1996).

While many studies have documented clear evidence of cross-linguistic interaction (Keffala *et al.*, 2018; Lleó *et al.*, 2003; Tamburelli *et al.*, 2015), other studies have found less clear evidence (Paradis & Genesee, 1996) or have reported varied findings (Kehoe, 2015a). For example, in the area of coda consonant development, some studies show that bilingual children acquire codas faster than monolinguals in the language with the more limited range of codas (Keffala *et al.*, 2018; Lleó *et al.*, 2003), whereas other studies show that they acquire codas slower than monolinguals in the language with the more extensive range of codas (Almeida *et al.*, 2012; Gildersleeve-Neumann, Kester, Davis, & Peña, 2008). Yet, other studies indicate no differences in coda development in either language of the bilingual in comparison to monolinguals (Ezeizabarrena & Alegria, 2015). The range of outcomes in bilingual speech production makes it difficult to model cross-linguistic interaction, an ultimate goal of this field of research (Lleó & Cortés, 2013).

One factor that may contribute to the variable findings is the small sample sizes of many of the studies (Core & Scarpelli, 2015; Kehoe, 2015a). Hambly *et al.* (2013) underscore the fact that single or multiple case studies (29 out of the 66 studies reviewed) predominate in this field. Case studies increase the risk that effects interpreted as cross-linguistic interaction are due to individual differences. Another limitation of previous studies is that they concentrate either on language-internal factors, namely the linguistic properties of the bilingual's languages (Kehoe, 2002; Lleó *et al.*, 2003), or on language-external factors, such as language input or experience (Goldstein, Fabiano, & Washington, 2005), without integrating the two sets of variables within a single study. Many times, children's lexical abilities, which are known to correlate with phonological abilities, have not been taken into consideration (Core & Scarpelli, 2015; Kehoe, 2015a). To our knowledge, only one study, led by Sorenson Duncan and Paradis (2016), has included all three sets of factors together and examined their influence on the non-word repetition accuracy of bilingual children, aged 5;8 (see later discussion). We intend to advance this study in several ways. First, we consider younger age ranges to gain insight into the early stages of phonological acquisition. Second, we consider spontaneous and imitated productions of real words. The use of spontaneous speech should allow us to control for possible confounds resulting from immediate perceptual experience and may give us a more accurate estimation of children's early phonological capacities.

In sum, this study takes an integrative perspective by examining the influence of language-internal, language-external, and lexical factors on the phonetic-phonological development of monolingual and bilingual children. The inclusion of these factors should better allow us to explore the nature of cross-linguistic interaction and the factors which influence it. Our sample consists of French-speaking monolingual and bilinguals, a group that has not been extensively studied in early bilingual research. In this study, bilinguals are exposed to two or more languages before the age of 2;6 and have differing first languages (L1s). L1 refers to the language spoken at home which is other than French. In the remainder of this 'Introduction', we describe what we know about monolingual-bilingual differences in

phonological production and discuss the influence of language-internal, language-external, and lexical factors on the phonetic–phonological production skills of young bilinguals.

### *Monolingual–bilingual differences in phonological production*

Studies which have compared monolingual and bilingual children on global measures of phonological acquisition, such as percentage consonants correct (PCC), percent vowels correct (PVC), whole-word proximity, and size of the phonetic inventory do not find strong evidence that the speech of bilinguals differs from that of monolinguals. Bilinguals may do better than monolinguals (Goldstein & Bunta, 2012; Grech & Dodd, 2008; Johnson & Lancaster, 1998), less well than monolinguals (Gildersleeve-Neumann *et al.*, 2008; Law & So, 2006), or behave similarly to monolinguals (Goldstein *et al.*, 2005; MacLeod, Laukys, & Rvachew, 2011a). The failure to find consistent monolingual–bilingual differences on global measures such as PCC or PVC does not mean, however, that cross-linguistic interaction does not take place. A general measure such as PCC may not be sensitive to systematic effects occurring in certain classes of phoneme or syllable types due to a cancelling out effect. For example, cross-linguistic interaction may manifest as acceleration in the acquisition of codas but delay in the acquisition of word-initial clusters, depending on the phonological properties of the two languages under consideration (Almeida *et al.*, 2012). If these two types of cross-linguistic interaction occur together, monolingual and bilingual children may end up having similar PCCs but different coda and cluster scores. In this study, we include global measures of PCC and PVC, in order to determine whether bilinguals differ from monolinguals as a group, as well as include specific phonological measures in order to determine whether there is evidence of cross-linguistic interaction.

### *Factors accounting for phonological performance in monolingual and bilingual children*

#### *Language-internal factors*

To understand cross-linguistic interactions, we consider two principal language-internal effects: FREQUENCY and COMPLEXITY. Frequency refers to the low or high presence of a segment or phonological structure as determined by phoneme- or syllable-type counts. Frequency differences are evident, for example, when comparing syllable structure in German versus Spanish. German has a higher proportion of closed syllables than Spanish (67% vs. 27% closed syllables; Meinhold & Stock, 1980). Lleó *et al.* (2003) hypothesize that the high frequency of codas in German explains the accelerated production of codas in the Spanish of their bilingual German–Spanish children. The bilingual children produced more codas in Spanish than Spanish monolingual children due to the influence of German.

Complexity refers to typological markedness (Gierut, 2001). A phonetic/phonological property that contains more elements (e.g., features) and more structure (e.g., presence of complex onsets) is more complex than a phonetic/phonological property that contains fewer elements and less structure. Complexity differences can be seen when comparing /s/ + obstruent clusters in Polish and English. Both Polish and English have clusters with small sonority differences (e.g., /sp/), but only Polish has clusters containing sonority plateaus (e.g., /pt/) in word-initial position.

Tamburelli *et al.* (2015) found accelerated production of /s/ + obstruent clusters in the English of Polish–English bilinguals in comparison to English monolinguals, consistent with a facilitative effect of complexity from Polish to English. Complexity effects have also been documented recently in the production of codas in a non-word repetition task by English language learners (Sorenson Duncan & Paradis, 2016). Children acquiring a high-complexity (Hindi, Punjabi, or Urdu) coda language were more accurate in their production of coda consonants than children acquiring a low-complexity (Cantonese or Mandarin) coda language.

One problem when making claims about cross-linguistic interaction on the basis of language-internal factors is that it is not always possible to separate out the independent effects of frequency and complexity. For example, codas in German are more frequent than in Spanish, but they are also more complex. Keffala *et al.* (2018) conclude that their findings on coda acceleration in English–Spanish bilingual children may well be due to the effects of complexity rather than frequency. In the current study, we attempt to distinguish between the effects of frequency and complexity in the analysis of codas by coding languages in terms of whether they have high versus low frequency and high- versus low-complexity codas and by analyzing these two factors separately.

#### *Language-external factors*

*Quantity of language exposure.* Language-external factors may also influence bilingual speech production. The main language-external factor that has been studied in research on young bilinguals is quantity of language input. In many studies, this factor has been analyzed in terms of the single notion of language dominance. The language that the child hears and uses the most frequently is typically his dominant language. Many studies show that the dominant language of a bilingual is associated with faster phonological acquisition (Ball, Müller, & Munro, 2001; Law & So, 2006; Mayr, Howells, & Lewis, 2015). Other studies have not found dominance to be useful in accounting for results (Rose & Champdoizeau, 2007). For example, Almeida *et al.* (2012) observed an influence of French on Portuguese in the development of word-initial clusters and an influence of Portuguese on French in the development of codas. Both effects occurred during the same developmental period, making it impossible to consider dominance as the source of both patterns.

More differentiated measures of language dominance, such as parent-reported estimates of language experience (frequency of language input, frequency of language output, and language proficiency) have been included in several studies of bilingual phonology (Goldstein, Bunta, Lange, Rodriguez, & Burrows, 2010; Goldstein *et al.*, 2005). Using such measures, Goldstein *et al.* (2005, 2010) did not find that frequency of language output was correlated with bilingual children's phonological performance, but that parent estimates of language use and proficiency could explain some of the findings in segmental accuracy. Morrow, Goldstein, Gilhool, and Paradis (2014) looked at the effects of age of arrival and language exposure on the phonological skills of consecutive bilinguals who were exposed to English after the age of three years. Results showed that children who had longer exposure to English and who were exposed to English at a younger age exhibited superior phonological abilities. This finding is consistent with a multitude of studies in second-language (L2) phonology which show the positive effects of age of acquisition and length of exposure on phonological performance (Flege, Yeni-Komshian, & Liu, 1999; Thornburgh & Ryalls, 1998).

In sum, quantity of language input, expressed either as language dominance or in terms of percent language output or use, explains some findings in bilingual phonology, although the findings to date have been relatively weak in young bilinguals. In older bilingual children and in adults the effects are stronger and have been well documented.

*Socioeconomic status.* An external factor that may influence language development is socioeconomic status (SES). Typically, children from a low-SES background have lower levels of receptive and expressive language than children from high-SES backgrounds (Calvo & Bialystok, 2014; Hart & Risley, 1995; Hoff-Ginsberg, 1998). In the area of phonological production, the findings are equivocal (McLeod, 2009). Some studies have not found SES to affect speech sound development (Dodd, Holm, Hua, & Crosbie, 2003; Smit, Hand, Freilinger, Bernthal, & Bird, 1990), whereas other studies have found that children from higher SES backgrounds have better articulation abilities than children from lower SES backgrounds (Campbell *et al.*, 2003; Templin, 1957). Since the monolingual and bilingual children come from diverse SES levels, we include SES as a language-external factor in the study.

*Gender.* As in the case of SES, there are a range of differing outcomes on the influence of gender on speech sound production. If a gender difference is reported, girls are found to make fewer speech sound errors than boys (McLeod, 2009). Studies which have reported significant gender differences include Kenney and Prather (1986), who found that boys make more errors than girls at 3;0 to 5;0, and Smit *et al.* (1990), who reported different consonant acquisition rates for boys versus girls at 4;0 to 6;0.

#### *The influence of the lexicon*

Studies in monolingual acquisition document a clear relationship between number of words in a child's productive lexicon and phonological ability (Bortolini & Leonard, 2000; Kehoe, Chaplin, Mudry, & Friend, 2015; Paul & Jennings, 1992; Petinou & Okalidou, 2006). To date, the relationship between phonology and the lexicon has not been extensively studied in bilingual children, with some exceptions (Kehoe, 2011, 2015b; Scarpino, 2011; Vihman, 2002, 2016). Scarpino (2011) examined which factors were the best predictors of phonological production in a large group of Spanish-English children ( $n = 199$ ), aged 3;0 to 6;4. She found that language-specific vocabulary scores were highly predictive of phonological proficiency in both the English and Spanish of the bilingual children. Scarpino did not look at the children's vocabulary across the two languages, but it is possible that a combined vocabulary score is more predictive of a bilingual child's phonological ability in each language than a language-specific one.

#### *The influence of phonetic/phonological maturation*

Finally, we mention another factor which may play a role in bilingual phonology, namely the influence of phonetic and phonological maturation. Developmental effects may come into play when we compare different phonological structures. Vowels are generally acquired before consonants, and, among consonants, plosives and nasals are acquired before fricatives and liquids (McLeod, 2009). In the area of syllable structure, simple codas are acquired before complex onsets and codas (Levelt, Schiller, & Levelt, 1999/2000). The different developmental timeline of segments and phonological structures may reflect many factors, including perceptual salience and

articulatory control. The timeline is also relevant to cross-linguistic interaction. Early acquired structures may be produced easily by monolinguals and bilinguals alike and may not be susceptible to cross-linguistic interaction. Later acquired structures may pose difficulty for monolinguals and bilinguals alike and also not be ideal for testing cross-linguistic interaction. Depending upon the age tested, only certain phonological structures may be sensitive to cross-linguistic interaction. We will keep the influence of phonetic/phonological maturation in mind when conducting analyses across global and specific phonological measures which tap both early (e.g., vowels) and late acquired structures (e.g., word-initial clusters and palatal fricatives).

### *The current study: predictions*

The current study examines the influence of language-internal, language-external, and lexical factors on the phonological abilities of bilingual children.

#### *Predictions based on language-internal factors*

In our investigation of language-internal factors, we concentrate on three phonological properties: word-final codas, obstruent-liquid (OL) word-initial clusters, and (alveo-) palatal fricatives (/ʃ, ʒ/) (henceforth referred to as palatal fricatives). Whereas several studies have focused on cross-linguistic interaction in the areas of coda consonants (Keffala *et al.*, 2018; Lleó *et al.*, 2003) and word-initial clusters (Almeida *et al.*, 2012; Keffala *et al.*, 2018), we do not know of any study that has examined the acquisition of palatal fricatives. We consider it of interest since they pose particular difficulty for French-speaking monolingual children (Aicart-De Falco & Vion, 1987; Macleod, Sutton, Trudeau, & Thordardottir, 2011b). We are interested in knowing whether bilingual children acquire palatal fricatives faster in French due to the influence of speaking a language with a richer inventory of palatal fricatives.

The general premise behind our predictions of cross-linguistic interaction is that a structure which has a higher frequency or complexity in the L1 compared to the L2 should facilitate acquisition in the L2; a structure which has a lower frequency or complexity in the L1 compared to the L2 should inhibit acquisition in the L2; and a structure which is comparable in frequency and complexity in the L1 and L2 should lead to no change in the L2. Facilitation effects result in acceleration, which we define as significantly higher correct performance for a target structure in the bilinguals' L2 in comparison to monolinguals. Inhibition effects lead to delay, which we define as significantly lower correct performance for a target structure in the bilinguals' L2 in comparison to monolinguals.

One problem with making predictions on cross-linguistic interaction is that there is no comprehensive index of the segmental and syllable structure characteristics of the world's languages.<sup>1</sup> In the absence of this, we have categorized languages into two or three groups by pooling information from multiple sources. In the following, we discuss the sources of information that have led to these groupings and the predictions of cross-linguistic interaction based on these groupings. The L1s of the bilingual children in this study are Spanish, Italian, Portuguese, Romanian, English, (Swiss) German, Polish, Turkish, Armenian, Arabic, and Cantonese. We did not use

<sup>1</sup>The World's Atlas of Language Structures Online (Dryer & Haspelmath, 2013) would be an example of such an index but it does not provide detailed information on the frequency and complexity of coda consonants, word-initial clusters, and palatal fricatives.



L1 as an inclusionary criterion; hence this set of languages reflects the L1s of bilinguals whose parents agreed to take part in the study. It also reflects the nature of bilingualism in Geneva, the city in which the children were tested, which is characterized by a majority who speak Romance languages (Spanish, Italian, and Portuguese) and a minority who speak other languages, such as Arabic, Polish, and English (OCSTAT, 2017). Please note that the grouping of languages, apart from being based on phonological factors, was also based on pragmatic concerns such as avoiding small group sizes. Small group sizes were unavoidable at times, however, due to the small numbers of bilingual children and the constellation of languages in the study.

*Word-final codas.* Frequency and complexity information on word-final codas in the L1s of the bilingual children can be found in ‘Supplementary Material A’ (available at < <https://doi.org/10.1017/S0305000918000478>>). It lists the frequency of word-final codas (column 2),<sup>2</sup> the place-of-articulation (PoA) of word-final codas (labial, coronal, dorsal) (column 3), the presence of complex codas (yes, no, or restricted) (column 4), and comparative references as to whether word-final codas are more complex in one language versus another (column 5). We group languages into two sets of groupings: one based on frequency and the other based on complexity criteria.

The information provided in ‘Supplementary Material A’ indicates that Spanish, Italian, Portuguese, Romanian, Cantonese, and Polish are languages in which word-final codas are infrequent. The frequency of word-final codas is less than 33%. We refer to them as low-frequency coda languages. English, (Swiss) German, Turkish, and Armenian are languages in which word-final codas are frequent. The frequency of word-final codas in these languages is in excess of 60%. Analyses of syllable type frequencies in Arabic dialects indicate that Arabic has a status in between the Germanic and Indo-European languages on the one hand and the Romance languages on the other. The percentage of closed syllables ranges from 45% to 50% (Hamdi, Ghazali, & Barkat-Defradas, 2005). In order to avoid forming a category with only one language, we group Arabic with languages containing high-frequency codas.

In terms of complexity, we group Spanish, Italian, and Portuguese together as languages containing low complexity (i.e., segmentally restricted) codas (Marotta, 2016). All other languages (i.e., Romanian, English, Swiss German, Polish, Turkish, Armenian, Arabic, and Cantonese) were considered as languages with high-complexity codas since they could contain word-final codas with different places of articulation and could contain complex codas. Cantonese has some restrictions on codas, allowing only stops and nasals and no complex codas. Thus it falls in between the low- and high-complexity groups. However, to avoid forming a grouping with a single language, we have placed it with the high-complexity group.

Codas in French are of low frequency (Delattre & Olsen, 1969). French differs, however, from languages with low percentages of codas, such as Spanish and Italian, by having no restrictions on coda position. Word-final codas may be labial, coronal, or dorsal. They may also be complex. In terms of the groupings based on frequency,

<sup>2</sup>Some of the entries in this column refer to the frequency of closed syllables rather than word-final consonants because we were unable to find information on the latter. Furthermore, frequency information was often based on written corpora meaning it is not necessarily representative of the input to children. We use it nevertheless as an approximation of the frequency of syllables types in the ambient language.

we predict that there may be acceleration of codas in French if the bilingual's other language contains high-frequency codas. We predict no change in coda production in French if the bilingual's other language contains low-frequency codas. In terms of our groupings based on complexity, we predict delay in coda production if the bilingual's L1 belongs to a low-complexity language. The predictions are less clear for the high-complexity group since some of the languages in this group may have a similar degree of complexity to French (e.g., Romanian); others may be even more complex (e.g., Polish and German). Thus, we predict either no change or some acceleration in coda production.

However, we wish to point out that our attempts to tease out frequency and complexity are imperfect. There is an inherent problem in our groupings in that there were no languages in this study (and possibly no languages in the world) which have high-frequency but low-complexity codas. Thus, our high-frequency group contains only languages with high-complexity codas, whereas our low-frequency group contains languages with both high- and low-complexity codas. Our high-complexity group contains languages with low- and high-frequency codas, whereas our low-complexity group contains languages with low-frequency codas only. In essence the clearest differences should be obtained with the high-frequency group and the low-complexity group. Children belonging to the high-frequency group should show clear acceleration and children in the low-complexity group should show clear delay.

Our predictions are also based on the assumption that word-final consonants are codas. Not all phonological theories adopt this position, however. Some linguists argue that word-final consonants are onsets of empty-headed syllables (Kaye, 1990, Kaye, Lowenstamm, & Vergnaud, 1990). We do not adhere to this position in this study for several reasons. Views differ as to whether word-final codas are always syllabified as onsets (Kaye *et al.*, 1990) or whether they are syllabified as onsets in certain languages only (Piggott, 1999). Thus, it is not straightforward to formulate predictions of cross-linguistic interaction for onsets of empty-headed syllables due to the varying theoretical stances. Goad and Brannen (2003) propose that children syllabify word-final consonants as onsets regardless of their status in the language being applied, a view which should make our task easier since we are dealing with child speech. However, acoustic analyses suggest that at least some children have coda consonant representations for word-final consonants. Yuen, Miles, Cox, and Demuth (2015), in an acoustic analysis of a single child's speech between the ages of 1;3 and 1;5, found that the child treated the C<sub>2</sub> of CVC and CVCV target words differently, producing the C<sub>2</sub> with longer closure duration for the monosyllables than the disyllables, consistent with a coda interpretation of final consonants.

*Word-initial clusters.* Frequency and complexity information on word-initial clusters in the L1s of the bilingual children can be found in 'Supplementary Material B'. It shows the frequency of word-initial clusters (column 2), the word-initial cluster types (column 3), and comparative references as to whether word-initial clusters are more complex in one language versus another (column 4). We divided languages into four main groups: (1) languages with no clusters; (2) languages with OL clusters only; (3) languages with OL and /s/C clusters; and (4) languages with OL, /s/C, and 'complex' clusters. There were no languages which contained only /s/C clusters included in this study. By the fourth group, we refer to languages such as Polish and Romanian, which contain an extensive range of word-initial clusters with sonority plateaus and falls (e.g., /pt, mf/),



not simply /s/ + stop clusters and clusters such as /sf/ which occur marginally in English. Our predictions on cross-linguistic interaction in word-initial clusters are based on complexity and not on frequency. The main reason for this was that word-initial clusters are generally of low frequency and it is difficult to determine whether small differences in the frequencies of word-initial clusters across languages are meaningful.

Languages with no word-initial clusters are considered to have the lowest complexity, since a simple onset in structural terms is less complex than a branching onset. As ‘Supplementary Material B’ indicates, four languages, Arabic, Turkish, Cantonese, and Armenian, belong to the ‘no cluster’ group. We predict that the absence of clusters in these languages may have an inhibitory effect on the development of clusters in French, leading to delay.

Using structural complexity as a criterion becomes less straightforward, however, when comparing languages with OL versus /s/C clusters, since OL and /s/C clusters are claimed to be structurally distinct. OL clusters are represented as branching onsets whereas /s/C sequences are represented as adjuncts plus simple onsets (Barlow, 2001; Goad & Rose, 2004). We argue, nevertheless, that languages with OL and /s/C clusters are more complex than languages with only OL clusters, for two reasons. First, languages with OL clusters form a subset–superset relationship with languages which contain OL and /s/C clusters (Schwartz & Goad, 2017). In terms of relative complexity, the smaller subset with fewer structures is considered less complex than the larger subset with more structures. Second, languages with OL and /s/C clusters also allow three-element clusters (/s/CC). Thus, we appeal to the notion of cardinality or number. Clusters are least preferred (or more complex), when their cardinality is greater, that is, when they contain more elements (Vennemann, 2012). For example, Keffala *et al.* (2016) argue that English, which has OL and /s/C clusters, is structurally more complex than Spanish, which has only OL clusters, because English can have three-element clusters whereas Spanish can have only two. Additional support comes from treatment studies with phonologically disordered children, which show that treatment with a /s/CC cluster leads to the learning of both OL and /s/ + C clusters (Gierut & Champion, 2001).

‘Supplementary Material B’ indicates that Spanish and Portuguese resemble French in having mainly OL clusters. These are referred to as ‘low cluster’ languages and we predict no effect on cluster development in French since they all have similar levels of complexity. Italian, English, and Swiss German have /s/C clusters in addition to OL clusters. As argued above, we consider the presence of OL and /s/C clusters (in particular, 3-element clusters) together to have a facilitative effect on cluster acquisition in French leading to acceleration. French also has /s/C clusters but they are restricted to /s/ + stop clusters, which are rare in children’s speech (Andreassen, 2013). Furthermore, Schwartz and Goad (2017) point out that /s/ + stop sequences are typologically less marked than other /s/ sequences (i.e., /s/ + nasal, /s/ + lateral, /s/ + rhotic), so, even taking into consideration the marginal presence of /s/ + stop clusters in French, the other languages (i.e., English, Italian, and Swiss German) have a more marked system of /s/C sequences than French.

‘Supplementary Material B’ indicates that Polish and Romanian contain ‘complex’ clusters. They include clusters with low sonority differences, and sonority plateaus and falls. They also include clusters with up to four or five elements in the onset. Based on sonority markedness criteria, clusters which have sonority plateaus and falls are more marked than clusters which have small or large sonority rises (Berent,

Steriade, Lennertz, & Vaknin, 2007; Tamburelli *et al.*, 2015). Based on structural criteria, clusters with more consonants are more complex than clusters with fewer consonants (Vennemann, 2012). Thus, we could group Polish and Romanian separately to Italian, English, and German as having more complex clusters. However, to avoid loss of statistical power due to small group sizes, we group Italian, English, German, Polish, and Romanian into a single group referred to as high-complexity clusters.

*Palatal fricatives.* Information on the palatal fricatives and affricates in the L1s of the children in this study can be found in 'Supplementary Material C'. It indicates the phonetic symbol for the palatal consonant (column 2), the number of palatal consonants in the phonemic inventory (column 3), and whether any palatalization (a process whereby underlying non-palatal consonants surface as palatals) applies in the adult language (yes or no, column 4). We were unable to obtain reliable information on the frequency of palatal consonants in the various languages; thus, our categorization of languages is based on the number of palatal consonants in the phonemic inventory and on whether there is any palatalization. Spanish and Arabic have two palatal fricatives or affricates, akin to the number in the French inventory. They were considered as 'low-palatal' languages. Portuguese has also two palatal consonants, but it has a palatalization process, and thus was categorized along with Italian, English, and German, which have three to four palatal consonants. They were considered as 'mid-palatal' languages. Romanian, Polish, Turkish, and Armenian have either five or more palatal consonants or they have palatalization processes (e.g., Turkish and Romanian). They were characterized as 'high-palatal' languages. Cantonese was somewhat difficult to place since palatal consonants do not exist in the phonemic inventory but may surface as allophones. We grouped it with the low-palatal languages. We predict that bilingual children speaking high-palatal languages should display acceleration in their acquisition of palatal consonants in French; those speaking mid-palatal languages should be at an advantage for acquiring palatal consonants, but the effect will be less strong (i.e., moderate acceleration). Bilingual children who speak low-palatal languages should not be at an advantage for acquiring palatal consonants since the numbers of palatal consonants in these languages are comparable to those of French. A summary of the predictions based on the linguistic characteristics of the L1s of the bilingual children is given in Table 1.

#### *Predictions based on bilingual status*

Apart from predictions based on the linguistic characteristics of the bilinguals' L1s, we also consider the possibility that bilingual status may play a role. A bilingual, by virtue of being exposed to different types of linguistic complexity across both of his languages, may have superior phonological perception and production to a monolingual. In this sense there may be a 'general bilingual effect', which is different from cross-linguistic interaction per se. We expected to tease these two phenomena apart by comparing bilinguals as a single group to monolinguals versus comparing different groups of bilinguals to monolinguals. If cross-linguistic interaction is taking place, only certain groups of bilinguals should display acceleration (or delay) compared to monolinguals.

#### *Predictions based on language-external factors*

*Quantity of language exposure.* We predict that increased exposure to French should be associated with superior (French) phonological skills in our young bilingual

**Table 1.** Predictions Based on Language-internal Characteristics

Linguistic characteristic	Grouping	Languages	Prediction of cross-linguistic interaction
Word-final codas (frequency)	low coda	Spanish, Italian Portuguese, Romanian, Cantonese, Polish	no change
	high coda	English, Swiss German Armenian, Turkish, Arabic	acceleration
Word-final codas (complexity)	low coda	Spanish, Italian Portuguese	delay
	high coda	Romanian, Cantonese English, Swiss German Polish, Armenian, Turkish, Arabic	no change or some acceleration
Word-initial clusters	no onset	Arabic, Armenian Turkish, Cantonese	delay
	low onset	Spanish, Portuguese	no change
	high onset	Italian, English, Swiss German, Polish, Romanian	acceleration
Palatal fricatives	low palatal	Cantonese, Spanish, Arabic	no change
	mid palatal	Italian, English, Swiss German, Portuguese	acceleration (mod)
	high palatal	Romanian, Polish, Armenian, Turkish	acceleration (high)

participants. This is consistent with findings which reveal that the dominant language of the bilingual is characterized by superior phonological abilities and that parent estimates of language use are correlated with higher segmental accuracy in that same language (Goldstein *et al.*, 2005, 2010; Law & So, 2006). We note, however, that not all studies in bilingual phonology show strong effects of language input on phonological production with children less than three years old, leading us to temper this language-external prediction.

*SES and gender.* We predict that high SES will be associated with superior phonological abilities in both our monolingual and bilingual participants. This is consistent with a handful of studies which show an association between SES and speech sound ability (Campbell *et al.*, 2003). We also predict that girls may display superior speech sound production compared to boys (Kenney & Prather, 1986; Smit *et al.*, 1990).

*Predictions based on the influence of the lexicon.* We also predict that children with larger total vocabularies as well as with larger French vocabularies should have better phonological scores than children with smaller total vocabularies and with smaller French vocabularies. Given a lack of evidence, we do not know whether language-specific or total vocabulary is the best predictor of phonological performance in our bilinguals. A summary of the predictions based on language-external and lexical factors is given in Table 2.

**Table 2.** Predictions Based on Language-external and Lexical Factors

Factor	Prediction of change
Quantity of language exposure	Higher percent exposure to French leads to higher percent correct performance on global and specific phonological measures than lower exposure to French.
SES	Higher SES scores lead to higher percent correct performance on global and specific phonological measures than lower SES scores.
Gender	Girls obtain higher percent correct performance on global and specific phonological measures than boys.
Total vocabulary	Larger total vocabularies (i.e., vocabulary of the monolinguals and vocabulary of L1 and L2 combined in the bilinguals) leads to higher percent correct performance on global and specific phonological measures than smaller total vocabularies.
French vocabulary	Larger French vocabularies (i.e., vocabulary of monolinguals and vocabulary of L2 in the bilinguals) leads to higher percent correct performance on global and specific phonological measures than smaller French vocabularies.

### *Predictions based on phonological measures*

As mentioned, our study includes both global (PCC, PVC) and specific phonological measures (word-final codas, word-initial OL clusters, and palatal fricatives). Our language-internal predictions pertain to the specific phonological properties, and our interest in the global measures is to determine whether monolinguals differ from bilinguals as a group. Due to phonetic/phonological maturation effects, we entertain the possibility that not all phonological structures evidence cross-linguistic interaction.

*Presence vs. accuracy.* In our analyses on codas and clusters, we collect data on two outcome measures: one based on the presence of a coda or cluster and one based on segmental accuracy. Keffala *et al.* (2018) also separated out coda/cluster presence and segmental accuracy in their study on cross-linguistic interaction. They found that English-Spanish bilinguals obtained higher scores in segmental accuracy but not higher scores for the presence of English clusters compared to monolinguals. This was consistent with their predictions that Spanish clusters were segmentally more complex than English clusters, but not structurally more complex. Thus, it is possible that we will observe differences between the two measures in different comparisons.

In sum, this study examines the effects of language-internal, language-external, and lexical factors on global (PCC, PVC) and specific phonological measures (word-final codas, word-initial OL clusters, and palatal fricatives) in French-speaking monolingual and bilingual children, aged 2;6.

## Method

### *Participants*

Participants include 40 French-speaking monolingual and bilingual children, aged 2;6 ( $\pm 14$  days). 46 children were originally tested but four children (two monolingual; two bilingual) were excluded due to lack of cooperation: they did not produce the stimulus words. One child was excluded due to a history of developmental delay, and

one child due to a low vocabulary score (see below). The final number of children included 17 monolingual (7 females) and 23 bilingual children (13 females). We focused on the age of 2;6 as it corresponds to an important time period in the development of word-form production in monolinguals (Havy & Zesiger, 2017).

The percent exposure to French and to other languages was determined by the Language Exposure Questionnaire (Bosch & Sebastián-Gallés, 1997). Parents had to complete a questionnaire on the number of hours each day of the week their children spent with each of them (i.e., the mother or father), with the maternal and paternal grandparents, and with other caretakers. Monolinguals were designated as children who received 90 to 100% exposure to French, whereas bilinguals were those who received 80% or less exposure to French (see studies by Fabiano-Smith & Goldstein, 2010a, 2010b, who classify bilinguals on the basis of a minimum of 20% input in one of their languages). In the monolingual group, 13 children were only exposed to French (i.e., 100% exposure) whereas 4 children had exposure levels of 90% to French. In the bilingual group, exposure to French ranged from 30% through to 80%. Six of the children designated as bilingual were, in fact, trilingual. In the current study, we do not make a distinction between bilingual or trilingual input.<sup>3</sup>

Since all the children were less than three years of age, they were simultaneous bilinguals according to standard definitions (Genesee & Nicoladis, 2006). However, we also determined from questionnaire information whether only one parent spoke the other language or whether both parents spoke the other language. Of the 23 bilingual children, 14 children had only one parent who provided the input in the other language (father: 6 children; mother: 8 children) and 9 children had both parents who provided input in the other language.

SES was determined by aggregating information on the parents' education on a scale from 1 to 6 and on the parents' profession on a scale from 1 to 8 based on work market calculations of INSEE (2009). The total SES score allocated per family (including the parent and job score for mother and father) was 28. The average SES score for the monolinguals was 20.24 (sd = 4.79; range = 9–28) and for the bilinguals was 21.35 (sd = 4.38; range = 14–28). An independent *t*-test indicated no significant difference between the SES status of the monolingual and bilingual participants ( $t(38) = 0.76$ ;  $p = .45$ ).

### *Lexical information*

Prior to the test appointment, parents were asked to complete the L'Inventaire Français du Développement Communicatif (IFDC) (Kern & Gayraud, 2010) (the French adaptation of the MacArthur-Bates Communicative Development Inventories (MCDI)) (Fenson *et al.*, 1993). Parents of bilingual children were also requested to fill in the MCDI of the child's other language. In 6 out of 23 bilingual cases, the MCDI was not completed on the child's other language, either because the MCDI was unavailable in that language ( $n = 2$ ) or because the parent failed to return the vocabulary inventories ( $n = 4$ ). In several other cases, parents returned the MCDI indicating that the child had 'no words' in the other language. In the case of missing data or when the parent's indicated 'no words', we entered the number of French words as the total vocabulary score, although we are aware that this is a conservative

<sup>3</sup>We conducted additional analyses to determine whether bilinguals differed from trilinguals in our statistical models. For the most part, bilinguals patterned with trilinguals and both groups differed significantly from the monolinguals.

estimate of the child's total vocabulary. Three monolingual and three bilingual children obtained low scores on the IFDC. A low score was considered as a vocabulary of less than 235 to 245 words, which would situate the children at or below the 10th percentile on the IFDC based on monolingual norms (Kern & Gayraud, 2010). In the case of the bilingual children, all three children had missing data on their other language so it is likely that their total vocabularies would have placed them above the 10th percentile. In the case of the monolingual children, their vocabularies ranged from 200 to 232 which placed them between the 5th and 10th percentile. Since the study was also interested in the influence of lexical ability on phonological development, the decision was made not to exclude these subjects from the analyses. Only one child (a bilingual) was excluded on the basis of lexical criteria due to an extremely low vocabulary size (total vocabulary = 76 words).

The bilingual participants had a mean total vocabulary of 444 (sd = 202; range = 159–850) and a mean French vocabulary of 304 (sd = 151; range = 0–602). The monolingual participants had a mean French vocabulary of 375 (sd = 126; range = 200–641). An independent *t*-test indicated that the total vocabularies for the bilingual and monolingual participants were not significantly different ( $t(38) = 1.23$ ,  $p = .23$ ).

Tables 3 and 4 provide a description of the monolingual and bilingual participants, including information on gender, percent exposure to French, languages spoken, SES, and vocabulary.

### Stimuli

The stimuli included 28 real words (monosyllabic and disyllabic) selected to fulfil phonological criteria relating to the presence of word-final consonants, word-initial clusters, and palatal fricatives. Words containing liquids and word-initial stops were also targeted but they are not the focus of the current study (e.g., *cadeau*, *dauphin*, *requin*). They are included, however, in the analyses of global phonological measures (PCC and PVC). Nineteen of the 28 words can be found in the IFDC; the rest were estimated to be familiar to many children, aged 2;6. In addition, any words spontaneously produced during the session (i.e., not included in the stimulus list) which fulfilled the phonological criteria of the study (e.g., presence of coda consonant, word-initial cluster, palatal fricative, etc.) could be included in the final dataset. Examples of additional words include *framboise* 'raspberry', *flûte* 'flute', *grand* 'big', *trombone* 'trombone', *pomme* 'apple', *vache* 'cow', and *pyjamas* 'pyjamas'. The global measures of PCC and PVC were based on all words produced in the recording session, whereas the specific phonological measures were based only on target words containing word-final codas, word-initial clusters, or palatal consonants. The stimulus words are shown in Table 5 along with a checklist of the relevant phonological criteria that they fulfilled.

### Procedure

Children took part in a production task of approximately 20 to 30 minutes in which they were encouraged to name pictures and objects of the stimulus words. We used both pictures (photo album with colored pictures) and objects (cloth bag with toys/objects) to vary the task and maintain the children's interest. The children interacted with a native French-speaking experimenter and, on occasion, one of their parents.



**Table 3.** Description of the Monolingual Participants including Information on Gender, Percent Exposure to French, SES, and Vocabulary

Participant ID	Gender	% French	L1	% L1	SES <sup>a</sup>	Vocab. <sup>b</sup>
Child 10	m	90	English	10	16	232
Child 30	f	90	Portuguese	10	9	342
Child 35	m	90	Italian	10	20	353
Child 51	m	90	Polish	10	24	641
Child 8	m	100			24	329
Child 12	m	100			23	200
Child 15	f	100			28	465
Child 22	m	100			18	270
Child 26	m	100			18	384
Child 27	f	100			15	251
Child 28	m	100			24	522
Child 31	m	100			18	419
Child 32	f	100			22	434
Child 34	m	100			24	201
Child 37	f	100			16	329
Child 38	f	100			19	507
Child 42	f	100			26	502

Notes. <sup>a</sup>SES score includes information on parent education and profession. The maximum SES score was 28. <sup>b</sup>Number of words on the IFDC, the French version of the MCDI.

The experimenter was instructed to elicit spontaneous productions of stimulus words but, when this was not possible, to obtain productions either through direct or delayed imitation (see analyses of ‘Spontaneous vs. imitated productions’). Children generally responded with a single word or article plus noun (e.g., *une fleur* ‘a flower’) but occasionally they produced phrases as well (e.g., *c’est une jolie fleur* ‘It’s a pretty flower’). We included the stimulus word regardless of whether it was produced in isolation or within a short phrase. Children were required to produce two repetitions of each stimulus word, but due to varying levels of cooperation, fewer or greater numbers of repetitions could be obtained. The average number of words produced by the monolingual children was 54 (sd = 13; range = 32–77) and by the bilingual children, 53 (sd = 19; range = 25–94). Children produced on average 35 words containing word-final codas (sd = 11; range = 10–62), 20 words containing word-initial clusters (sd = 6; range = 9–37), and 10 words containing palatal fricatives (sd = 3; range = 2–17).

### Data-transcription

Children’s speech was recorded with a portable digital tape-recorder (Marantz PMD620) and hand-held unidirectional condenser microphone. Using Phon, a

**Table 4.** Description of the Bilingual Participants including Information on Gender, Percent Exposure to French, Languages Spoken (and by whom), SES, and French and Total Vocabulary

Participant ID	Gender	% French	L1/L1+ <sup>a</sup>	%L1/L1+	L1 spoken by	SES <sup>b</sup>	French <sup>c</sup> Vocab.	Total Vocab. <sup>d</sup>
Child 20	m	30	Spanish/Italian	50/20	mother	14	32	235
Child 43	m	30	Spanish	70	both parents	26	0	552
Child 44	f	35	Spanish	65	mother	24	144	389
Child 48	f	35	Spanish	67	father	24	380	458
Child 50	m	40	Spanish	60	both parents	26	208	648
Child 29	f	50	English	50	mother	21	226	438
Child 36	f	50	Italian	50	both parents	23	327	544
Child 45	m	50	Polish/English	30/20	father	23	264	740
Child 6	f	60	Spanish	40	father	26	79	496
Child 14	m	60	Spanish	40	both parents	19	263	263 <sup>e</sup>
Child 24	m	60	Polish/English	20/20	mother	26	210	210 <sup>e</sup>
Child 33	f	60	Italian/Spanish	20/20	both parents	18	477	477
Child 39	f	60	Romanian	40	mother	18	335	335 <sup>e</sup>
Child 40	m	60	Romanian	40	mother	18	225	225 <sup>e</sup>
Child 46	f	60	Arabic	40	both parents	15	546	897
Child 47	f	60	Italian	40	father	21	333	349

(Continued)

**Table 4.** (Continued.)

Participant ID	Gender	% French	L1/L1 <sup>a</sup>	%L1/L1+	L1 spoken by	SES <sup>b</sup>	French <sup>c</sup> Vocab.	Total Vocab. <sup>d</sup>
Child 49	m	65	Swiss German	35	father	24	489	850
Child 9	f	80	Portuguese	20	mother	12	238	238
Child 11	f	80	Armenian	20	mother	22	425	425
Child 13	f	80	Spanish/Arabic	10/10	both parents	22	352	352
Child 17	m	80	Spanish	20	father	28	329	329
Child 21	f	80	Cantonese	20	both parents	16	159	159 <sup>e</sup>
Child 41	m	80	Turkish/English	10/10	both parents	25	602	602 <sup>e</sup>

Notes. <sup>a</sup>L1+ refers to the other language spoken at home in the case of trilinguals. <sup>b</sup>SES score includes information on parent education and profession. The maximum SES score is 28. <sup>c</sup>Number of words on the IFDC, the French version of the MCDI. <sup>d</sup>Number of words on the IFDC and the MCDIs of the L1s. <sup>e</sup>MCDI information was unavailable in the other language.

Table 5. List of Stimulus Items

Words	Word-final codas	Word-initial clusters	Palatal consonants
banane	n		
cheval	l		ʃ
grenouille	j	gʁ	
plante	t	pl	
fleur	ʁ	fl	
bracelet		bʁ	
trompette	t	tʁ	
cloche	ʃ	kl	ʃ
requin			
crayon		kʁ	
princesse	s	pʁ	
garçon			
lunettes	t		
cube	b		
cadeau			
poulet			
clown	n	kl	
cerises	z		
salade	d		
glace	s	gl	
fromage	ʒ	fʁ	ʒ
crêpe	p	kʁ	
dauphin			
tambour	ʁ		
soleil	j		
girafe	f		ʒ
fenêtre	tʁ		
chemise	z		ʃ

software program specifically designed for the analysis of phonological data (Rose & MacWhinney, 2014; Rose *et al.*, 2006), each child's wave file was segmented, and stimulus words were identified and transcribed. Three French-speaking undergraduate students, who had taken phonetic courses and who had experience in phonetic transcription, including training in the speech laboratory, performed the analyses. They transcribed each child's productions in broad phonetic transcription, and also noted whether the production was spontaneous or imitated. The transcribed

data were transferred to Excel and coded according to the phonological criteria under consideration. Calculations of PCC and PVC were computed automatically for each child using the query function in Phon.

### Reliability

Three participants were re-transcribed by a second transcriber (one of the three undergraduate students) using the Blind Transcription function of the Phon program. Point-to-point agreement in terms of consonant transcription (excluding voicing errors) was high (96% or 535/556).

### Data coding

Analyses were conducted on seven dependent variables: PCC, PVC, coda presence, coda accuracy, cluster presence, cluster accuracy, and palatal accuracy. In the case of PCC and PVC, the response variable in our model was a proportion score for each word production: number of consonants correct / number of total consonants and number of vowels correct / number of total vowels. For example, *cheval* /ʃəval/ 'horse' produced as [ʃova] was coded as 2/3 for PCC and 1/2 for PVC. We also included a 'weights' argument in the model set to the number of total consonants/vowels to take into account that a proportion (e.g., 0.5) could refer to different numerators and denominators (e.g., 1/2, 2/4, 5/10, etc.).

In the case of the response variables related to codas, clusters, and palatals, each individual word production was coded as either correct (1) or incorrect (0). Productions containing target word-final codas were coded as correct for coda presence when a coda was present regardless of whether it was segmentally correct (e.g., *cloche* /klɔʃ/ 'bell' as [klɔs]), and as incorrect when a coda was absent (e.g., *cloche* as [kla]). They were coded as correct for coda accuracy when the coda was segmentally correct (e.g., *cloche* as [klɔʃ]), and as incorrect when the coda was absent or was not segmentally accurate (e.g., *cloche* as [kla] or [klɔs]). Productions containing target word-initial OL clusters were coded as correct for cluster presence when a cluster was present regardless of whether it was segmentally correct (e.g., *trompette* /tʁɔ̃pɛt/ 'trumpet' as [kʁɔ̃pɛt]), and as incorrect when a cluster was absent (e.g., *trompette* as [tɔ̃pɛt]). They were coded as correct for cluster accuracy when a cluster was segmentally correct (e.g., *trompette* as [tʁɔ̃pɛt]), and as incorrect when a cluster was absent or segmentally incorrect (e.g., *trompette* [tɔ̃pɛt] or [kʁɔ̃pɛt]). Productions containing target palatal fricatives were coded as correct for palatal accuracy when a palatal fricative was produced regardless of whether it contained voicing differences (e.g., *cheval* /ʃəval/ 'horse' produced as [ʃova] or [ʒova]), and as incorrect if a palatal consonant was not produced (e.g., *cheval* produced as [səval]).

### Statistical analyses

Data was analyzed using mixed effect logistic regression, which allowed us to model production accuracy on the basis of binomial data. The analyses were performed using R statistical software (R Development Core Team, 2015) and the lme4 package (Bates, Maechler, Bolker, & Walker, 2015) for mixed effects models. To evaluate the contribution of each predictor in the model, we performed pairwise model comparisons between a saturated model and a more restricted model. The saturated

model included all main effects whereas the restricted model omitted the predictor under consideration. Comparisons were made using likelihood ratio tests (LRT) which yield a chi-squared statistic. Multilevel variables were further analyzed using Wald  $z$  statistics.

In the model, we entered as fixed effects bilingual status, language-internal factors, language-external factors, and lexical factors. Bilingual status referred to whether children were monolingual vs. bilingual. Language-internal factors included frequency coda type, complexity coda type, cluster type, and palatal type. Both frequency and complexity coda types were coded as having three levels: 0 for monolinguals, 1 for the 'low coda' group and 2 for the 'high coda' group; cluster type was coded as having four levels: 0 for monolinguals, 1 for the 'no cluster' group, 2 for the 'low cluster' group, and 3 for the 'high cluster' group; and palatal type was coded as having four levels: 0 for monolinguals, 1 for the 'low palatal' group, 2 for the 'mid palatal' group, and 3 for the 'high palatal' group. In the case of participants who were exposed to two languages apart from French, the language with the highest exposure level was coded. When there was equal exposure to each language, the language with the greatest complexity was coded.

Language-external factors included %French exposure (i.e., percent score ranging from 30 to 100%), SES (i.e., score ranging from 9 to 28), and gender (i.e., male or female).

Lexical factors included total vocabulary (i.e., number of words ranging from 159 to 897), and French vocabulary (i.e., number of words ranging from 0 to 641). Preliminary analyses revealed that SES and total vocabulary were not collinear, nor were total and French vocabulary.<sup>4</sup>

The random part of the model included random intercepts for participants and items. Random slopes on fixed effects were initially included but subsequently removed due to lack of convergence. The model was fitted using maximum likelihood estimation.

## Results

### *Spontaneous vs. imitated productions*

The data included both spontaneous and imitated productions. In the literature, it is often controversial whether imitated productions should be included as they may overestimate children's phonological abilities (Goldstein, Fabiano, & Iglesias, 2004). To control for this possibility, we first examined whether percent correct accuracy of codas, clusters, and palatals varied according to whether the production was spontaneous or imitated. We found that children displayed slightly better scores in their spontaneous versus imitated productions (codas correct: spontaneous 84.55% (sd = 21.33); imitated 79.68% (sd = 20.55); clusters correct: spontaneous 64.05% (sd = 34.38); imitated 59.69% (sd = 32.91); palatals correct: spontaneous 61.03% (sd = 36.42); imitated 52.94% (sd = 40.21)); however, two-tailed paired  $t$ -tests indicated that the slight differences were not significantly different (codas correct:  $t(39) = -1.78$ ,

<sup>4</sup>The Pearson Product Moment correlation coefficient between total vocabulary and SES was .32; The variance inflation factor (VIF) was 1.11: the correlation coefficient between total and French vocabulary was .55 and the VIF was 1.43.



$p = .08$ ; clusters correct:  $t(38) = -1.07, p = .29$ ; palatals correct:  $t(35) = 1.06, p = .30$ .<sup>5</sup> For the remainder of the analyses, we group spontaneous and imitated productions together.

### *Global results: PCC and PVC*

The analyses examined whether there were any consistent group differences in phonological performance between the monolingual and bilingual children based on global measures such as PCC and PVC. 'Appendix A' presents the means and standard deviations for the PCC and PVC for the monolingual and bilingual children. Both sets of children produced approximately 80% of consonants and 90% of vowels correctly. The PCC and PVC data on the monolinguals and bilinguals are presented graphically in boxplot format in [Figures 1](#) and [2](#). Graphic inspection of the PCC data shows slightly superior performance by the bilinguals compared to the monolinguals, whereas the PVC data show no apparent group differences, although bilinguals displayed greater variability in their vowel productions compared to monolinguals.

To assess the effects of bilingual status, language-external effects (%French exposure, SES, and gender), and lexical effects (total vocabulary and French vocabulary) on PCC and PVC, we ran mixed models, entering all predictor variables as fixed effects and using random intercepts for participants and items. There were 2150 individual items spoken by the monolingual and bilingual children. The proportion score (number of consonants correct / number of total consonants; number of vowels correct / number of total vowels) served as the dependent variable. Four predictors were found to be significant in the model based on PCC: bilingual status ( $\beta = 1.45, \chi^2(1) = 9.72, p = .002$ ), %French exposure ( $\beta = 0.03, \chi^2(1) = 5.42, p = .02$ ), SES ( $\beta = 0.07, \chi^2(1) = 6.98, p = .008$ ), and total vocabulary ( $\beta = 0.002, \chi^2(1) = 4.41, p = .03$ ). Greater consonant precision was associated with being bilingual, increased exposure to French, higher SES, and greater total vocabulary. No factor was found to be significant in the model based on PVCs.

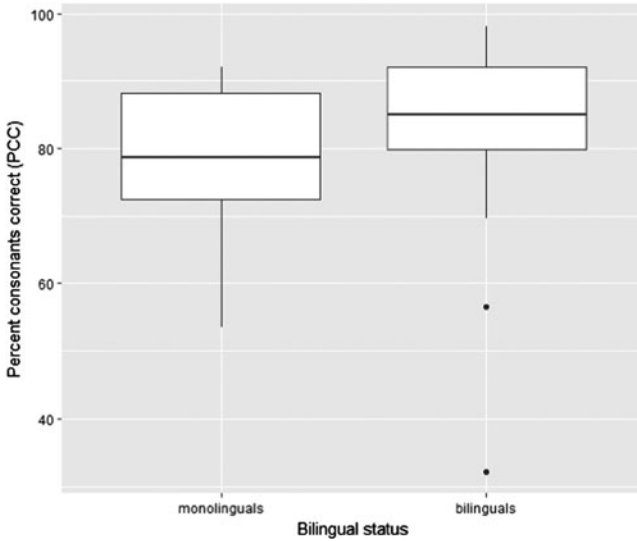
### *Codas, clusters, and palatal consonants*

In the following analyses of specific linguistic properties we first present the descriptive results based on mean percent scores. We then present the results of our statistical models.

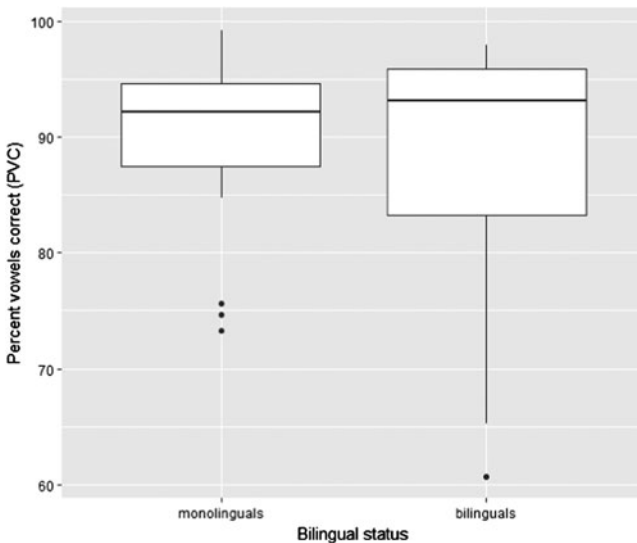
#### *Word-final coda development*

'Appendix B' shows the means and standard deviations for the coda analyses according to whether the children were monolingual or bilingual, or if they were bilingual whether they spoke low or high coda languages depending on frequency or complexity criteria. Results indicate that both monolingual and bilingual children marked the presence of codas most of the time with percentage scores in the vicinity of 90%. They were less accurate in the production of target-like codas, with percentage scores ranging from 75 to 80%.

<sup>5</sup>One bilingual child was excluded in the analysis of clusters and four were excluded in the analysis of palatals because they did not produce any spontaneous productions of words with clusters or palatals.



**Figure 1.** Box plot display of percent consonants correct (PCC) in French across monolingual and bilingual children. This is a boxplot display in which the center line represents the median (50th percentile), the bottom and top of the box, the 25th and 75th percentile, and the whiskers, the minimum and maximum values. Outliers are shown as individual points.



**Figure 2.** Box plot display of percent vowels correct (PVC) in French across monolingual and bilingual children.

To assess the effects of bilingual status, language-internal, language-external, and lexical variables on coda presence and accuracy, we ran logistic regression models entering all predictor variables as fixed effects and using random intercepts for

participants and items. There were 1393 individual items spoken by the monolingual and bilingual children.

*The effect of bilingual status on coda presence.* In a first analysis, we examined whether bilingual status (monolingual, bilingual) along with language-external and lexical factors would influence coda presence. The analysis revealed that gender ( $\beta = 0.62$ ,  $\chi^2(1) = 4.03$ ,  $p = .04$ ) significantly improved model fit to data, with girls having more correct scores than boys. There was also a significant contribution of total vocabulary ( $\beta = 0.003$ ,  $\chi^2(1) = 4.73$ ,  $p = .03$ ). Children with larger vocabulary size had greater numbers of correct scores than children with smaller vocabulary size. Bilingual status did not prove to be significant in the model.

*The effect of bilingual status on coda accuracy.* We then examined whether the same predictors influenced coda accuracy. The model revealed that bilingual status ( $\beta = -1.23$ ,  $\chi^2(1) = 6.02$ ,  $p = .01$ ), %French exposure ( $\beta = 0.03$ ,  $\chi^2(1) = 5.15$ ,  $p = .02$ ), SES ( $\beta = 0.07$ ,  $\chi^2(1) = 4.79$ ,  $p = .03$ ), and total vocabulary ( $\beta = 0.003$ ,  $\chi^2(1) = 4.19$ ,  $p = .04$ ) yielded significant improvement of model fit. Bilinguals as a group produced more target-like codas than monolinguals. In addition, children with greater exposure to French, higher SES, and superior vocabulary scores had greater numbers of correct scores than children with less exposure to French, lower SES, and inferior vocabulary scores. In the next series of analyses, we examined more closely the effects of language-internal factors on performance.

*The effect of speaking high- vs. low-frequency coda languages on coda presence.* We first examined whether speaking high- vs. low-frequency coda languages along with language-external and lexical factors would affect coda presence. The analysis revealed that only gender significantly improved model fit to data ( $\beta = 0.65$ ,  $\chi^2(1) = 4.55$ ,  $p = .03$ ). Girls had more correct scores than boys. Coda frequency type was not found to contribute to model fit in a nested model comparison based on likelihood ratio tests, but this may have occurred because certain levels of the factor were equivalent. To remind the reader, our prediction was that monolinguals would not differ from bilinguals speaking low-frequency coda but only from bilinguals speaking high-frequency coda languages. Thus, we looked also at the results of the Wald test, which performs a comparison between a full model containing all coefficients and a restricted model in which the coefficient of interest is absent. When a variable is categorical, the Wald test performs a pairwise comparison between the coefficient of reference (in this case, monolinguals) and the coefficient of the other levels (low frequency, high frequency). Results indicated that children who belonged to the high-frequency coda group had more correct scores than monolinguals ( $\beta = 1.16$ ,  $z = 2.03$ ,  $p = .04$ ). Children who belonged to the low-frequency group were not significantly different from monolinguals ( $\beta = 0.54$ ,  $z = 0.86$ ,  $p = .39$ ).

*The effect of speaking high- vs. low-frequency coda languages on coda accuracy.* We then considered the effects of these predictors on coda accuracy. There was a significant contribution of coda frequency type in a nested model comparison using a LRT ( $\chi^2(2) = 6.09$ ,  $p = .048$ ). Our Wald test results indicated that children belonging to both the high-frequency ( $\beta = 1.26$ ,  $z = 2.58$ ,  $p = .01$ ) and low-frequency coda groups ( $\beta = 1.15$ ,  $z = 2.07$ ,  $p = .04$ ) had significantly higher numbers of correct scores than monolinguals. There was also a significant contribution of %French exposure

( $\beta = 0.03$ ,  $\chi^2(1) = 4.18$ ,  $p = .04$ ) and SES ( $\beta = 0.07$ ,  $\chi^2(1) = 4.81$ ,  $p = .03$ ) and a marginal contribution from total vocabulary ( $\beta = 0.002$ ,  $\chi^2(1) = 3.74$ ,  $p = .05$ ). Children with more French exposure and higher SES levels had better coda accuracy scores than children with less French exposure and lower SES levels. Children with superior total vocabulary scores displayed a tendency to have better coda accuracy scores than children with inferior vocabulary scores. Graphic representations of coda presence and accuracy results according to coda frequency groupings are shown in [Figures 3](#) and [4](#).

*The effect of speaking high- vs. low-complexity languages on coda presence.* In a subsequent analysis, we examined whether grouping the languages according to complexity rather than frequency would affect coda presence. In this analysis, only gender yielded a significant improvement of model fit to data ( $\beta = 0.70$ ,  $\chi^2(1) = 5.04$ ,  $p = .02$ ). The Wald test results indicated that children speaking either high- or low-complexity languages did not differ from monolinguals.

*The effect of speaking high- vs. low-complexity languages on coda accuracy.* Finally, we examined whether the same predictors would affect coda accuracy. There was a significant contribution of coda complexity ( $\chi^2(2) = 6.05$ ,  $p = .048$ ) in a nested model comparison using a LRT. The Wald test results indicated that children who spoke high-complexity coda languages had greater numbers of correct scores than monolinguals ( $\beta = 1.22$ ,  $z = 2.58$ ,  $p = .01$ ); children who spoke low-complexity coda languages had marginally higher numbers of correct scores ( $\beta = 1.16$ ,  $z = 1.9$ ,  $p = .06$ ). %French exposure ( $\beta = 0.03$ ,  $\chi^2(1) = 3.97$ ,  $p = .046$ ), SES ( $\beta = 0.07$ ,  $\chi^2(1) = 4.81$ ,  $p = .03$ ), and total vocabulary ( $\beta = 0.002$ ,  $\chi^2(1) = 3.85$ ,  $p = .049$ ) were also significant predictors in the model. Graphic representations of coda presence and accuracy results according to coda complexity groupings are shown in [Figures 5](#) and [6](#).

In sum, findings based on coda presence yielded few significant results in terms of language-internal effects, the exception being that bilingual children whose L1 belonged to the high-frequency group had higher scores than the monolinguals. Findings based on coda accuracy scores yielded more significant findings. Bilinguals obtained higher coda accuracy scores than the monolinguals. In the analysis based on frequency grouping, bilinguals speaking high- and low-frequency languages obtained higher scores than monolinguals. In the analysis based on complexity groupings, only bilinguals speaking high-complexity languages had significantly higher scores than monolinguals.

Apart from the influence of language-internal effects, certain language-external and lexical effects were significant. Gender and to a lesser extent total vocabulary played a role in the coda presence results, whereas %French exposure, SES, and total vocabulary influenced the coda accuracy results.

### **Word-initial cluster development**

'Appendix C' shows the means and standard deviations for the cluster analyses according to whether the children were monolingual or bilingual, or, if they were bilingual, whether they belonged to a no-, low-, or high-cluster group. Results indicate that both monolingual and bilingual children produced word-initial clusters with mean percentage scores in the vicinity of 60 to 80%. They were less accurate in

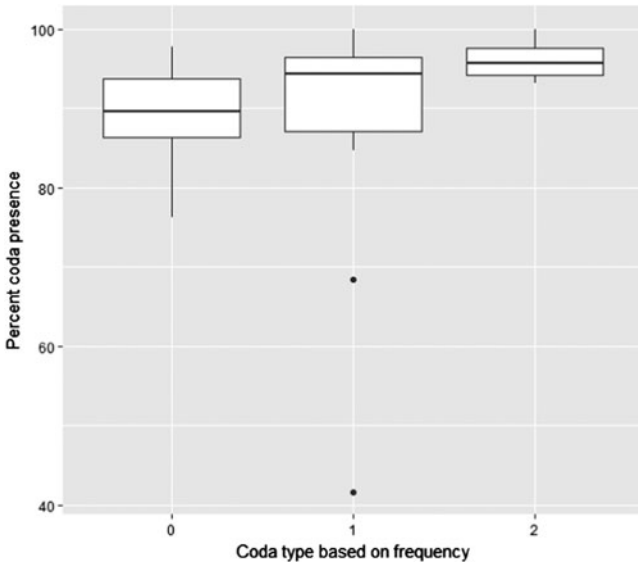


Figure 3. Box plot display of percent coda presence in French based on frequency grouping of codas: 0 = monolinguals; 1 = bilinguals who speak languages with low-frequency word-final codas; 2 = bilinguals who speak languages with high-frequency word-final codas.

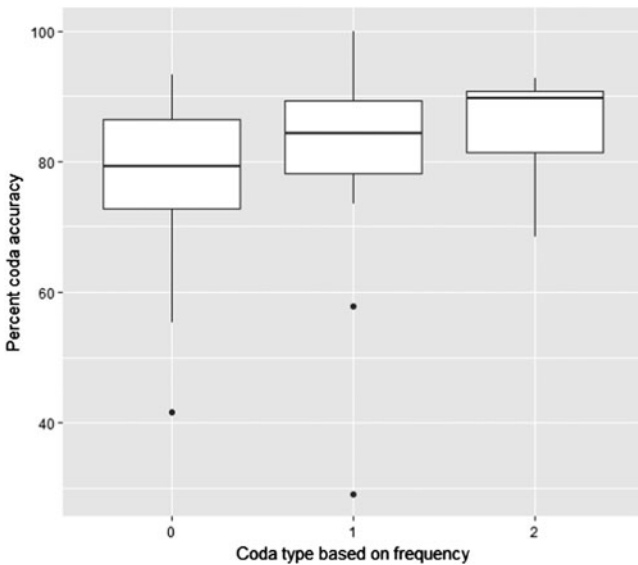
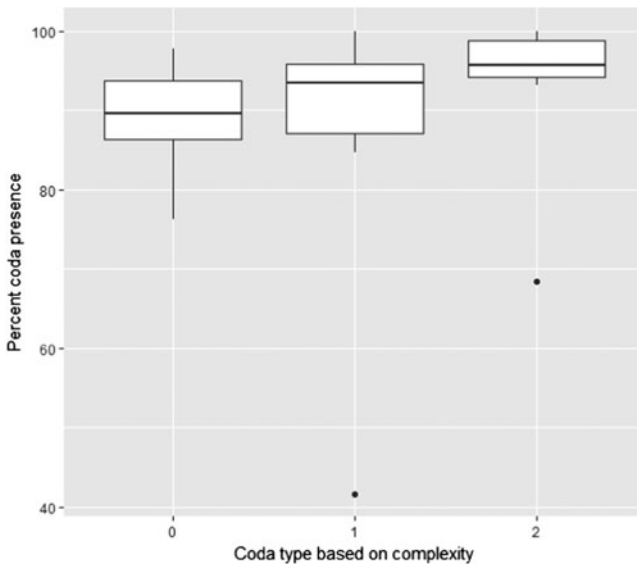
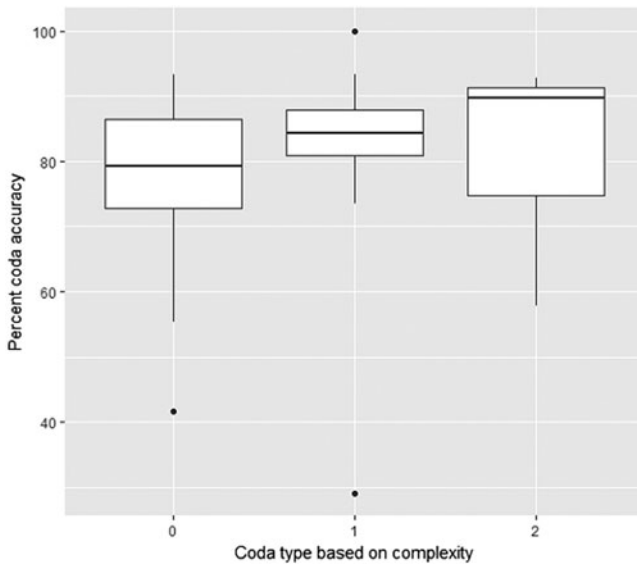


Figure 4. Box plot representation of percent coda accuracy in French based on frequency grouping of codas: 0 = monolinguals; 1 = bilinguals who speak languages with low-frequency word-final codas; 2 = bilinguals who speak languages with high-frequency word-final codas.



**Figure 5.** Box plot representation of percent coda presence in French based on complexity grouping of codas: 0 = monolinguals; 1 = bilinguals who speak languages with low-complexity word-final codas; 2 = bilinguals who speak languages with high-complexity word-final codas.



**Figure 6.** Box plot representation of percent coda accuracy in French based on complexity grouping of codas: 0 = monolinguals; 1 = bilinguals who speak languages with low-complexity word-final codas; 2 = bilinguals who speak languages with high-complexity word-final codas.



the production of target-like clusters with mean percentage scores ranging from 50 to 75%.

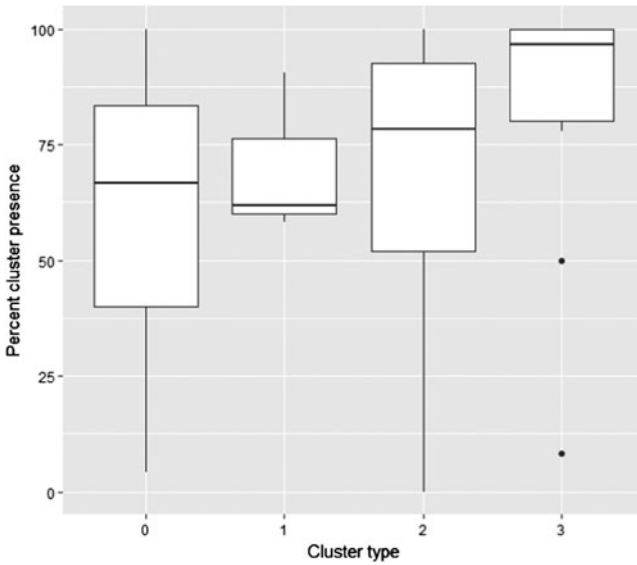
*The effect of bilingual status on cluster presence.* In a first analysis, we examined whether bilingual status along with language-external and lexical factors would influence cluster presence. There were 797 individual items across the monolingual and bilingual children. There was no significant contribution of any fixed effects. Only SES marginally improved model fit to data ( $\beta = 0.17$ ,  $\chi^2(1) = 3.48$ ,  $p = .06$ ).

*The effect of bilingual status on cluster accuracy.* We then considered the effects of these predictors on cluster accuracy. Bilingual status yielded a significant contribution to model fit ( $\beta = -2.65$ ,  $\chi^2(1) = 5.65$ ,  $p = .02$ ), as did SES ( $\beta = 0.17$ ,  $\chi^2(1) = 6.57$ ,  $p = .01$ ). Bilinguals as a group produced more target-like clusters than monolinguals, and children with higher SES had higher cluster accuracy scores than children with lower SES.

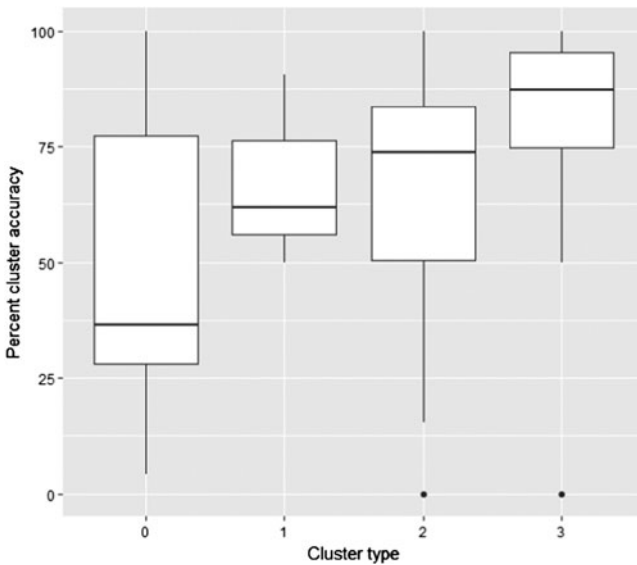
*The effect of speaking high- vs. low-(complexity) cluster languages on cluster presence.* In the next series of analyses, we examined more closely the effects of language-internal factors on performance. Especially, we considered whether speaking a language with high vs. low cluster complexity along with language-external and lexical factors would influence cluster presence. None of the fixed factors significantly contributed to the data. In addition, the Wald test indicated that no individual levels of cluster complexity type were significant.

*The effect of speaking high- vs. low-(complexity) cluster languages on cluster accuracy.* Finally, we examined the effects of these factors on cluster accuracy. Only SES significantly contributed to the data ( $\beta = 0.17$ ,  $\chi^2(1) = 5.98$ ,  $p = .01$ ). The factor cluster complexity type was not found to contribute to model fit (or only marginally so) in a nested model comparison based on LRT ( $\chi^2(3) = 7.13$ ,  $p = .07$ ), but once again this may have occurred because certain levels of the factor were equivalent. One of our predictions was that monolinguals would not differ from bilinguals speaking low-complexity cluster languages. Thus, we also looked at the results of the Wald test. Results indicated that the high-cluster group had cluster scores which were significantly different from monolinguals ( $\beta = 3.24$ ,  $z = 2.53$ ,  $p = .01$ ); the low-cluster group had cluster scores which were marginally different from monolinguals ( $\beta = 2.47$ ,  $z = 1.88$ ,  $p = .06$ ); and the 'no-cluster' group's scores were not significantly different from monolinguals ( $\beta = 1.99$ ,  $z = 1.58$ ,  $p = .11$ ). In addition, total vocabulary marginally improved model fit to data ( $\beta = 0.005$ ,  $\chi^2(1) = 3.55$ ,  $p = .06$ ). Children with superior vocabulary scores displayed a tendency to have higher cluster accuracy scores than children with inferior vocabulary scores. Graphic representations of cluster presence and cluster accuracy according to cluster groupings are given in Figures 7 and 8.

In sum, analyses using cluster presence as a dependent variable yielded few significant results. Neither bilingual status nor cluster complexity type influenced outcomes. Analyses based on cluster accuracy yielded some significant results. Bilinguals as a group had higher cluster accuracy scores than monolinguals. Analyses based on the cluster complexity groupings indicated that it was the children whose L1 belonged to a high-complexity cluster language that had higher accuracy scores than monolinguals. Children whose L1 belonged to a low-complexity or no-cluster



**Figure 7.** Box plot representation of percent cluster presence in French based on cluster type: 0 = monolinguals; 1 = bilinguals who speak languages with no onset clusters; 2 = bilinguals who speak languages with low-complexity clusters; 3 = bilinguals who speak languages with high-complexity clusters.



**Figure 8.** Box plot representation of percent cluster accuracy in French based on cluster type: 0 = monolinguals; 1 = bilinguals who speak languages with no onset clusters; 2 = bilinguals who speak languages with low-complexity clusters; 3 = bilinguals who speak languages with high-complexity clusters.

group did not differ from monolinguals (or only marginally so in the case of low complexity). The language-external variable that played a role in the cluster results was SES, with marginal effects from total vocabulary. Children from a higher SES background had significantly higher scores for cluster accuracy.

### *Palatal fricatives*

‘Appendix D’ shows the means and standard deviations for percent correct palatal fricatives according to whether the children were monolingual or bilingual, and, if bilingual, whether they spoke low-, mid-, or high-palatal languages. Results indicate that monolingual and bilingual children produced palatal fricatives with mean percentage scores in the vicinity of 45 to 70%.

*The effect of bilingual status on palatal accuracy.* In a first analysis, we examined whether bilingual status, along with language-external and lexical factors would influence palatal accuracy. There were 384 individual items across the monolingual and bilingual children. There was no significant contribution of any factor, although there was a marginal contribution of bilingual status to model fit ( $\beta = -1.84$ ,  $\chi^2(1) = 2.79$ ,  $p = .09$ ). Bilingual children showed a tendency to have superior scores for palatal fricatives compared to monolingual children.

*The effect of speaking high-, mid-, vs. low-palatal languages on palatal accuracy.* In the next analysis, we considered whether speaking a language with high-, mid-, vs. low-palatal complexity along with language-external and lexical factors would influence palatal accuracy. None of the fixed factors significantly contributed to the data. Furthermore, the Wald test indicated that none of the individual levels of palatal type were significant. [Figure 9](#) displays the boxplot representation for palatal accuracy according to palatal groupings.

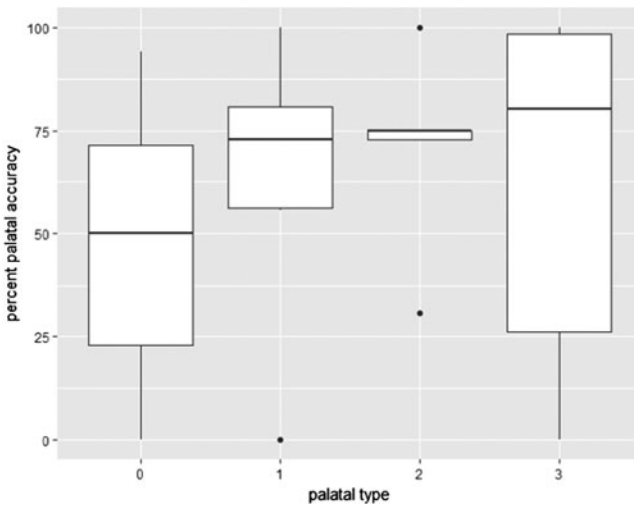
In sum, our analyses did not reveal any significant language-internal, language-external, or lexical factor which accounted for the accuracy of palatal fricatives. However, bilinguals displayed a tendency to have higher scores than monolinguals.

### **Discussion**

This study examined the influence of language-internal, language-external, and lexical factors on the phonological production abilities of monolingual and bilingual French-speaking children, aged 2;6. Our results showed that a variety of factors influenced the production abilities of our participants, one of them being the linguistic properties of the children’s L1s, but others included percent French exposure, SES, and total vocabulary. In the following sections we summarize the results and then consider what they tell us about cross-linguistic interaction.

### *Global PCC and PVC results*

Our findings on PCC are consistent with other studies on the acquisition of phonology in French-speaking children. MacLeod *et al.* (2011b) report PCCs of 82% for French-speaking monolingual children, aged 2;6 to 2;11, similar to the PCCs obtained by the children in this study, which were around 80%. The bilingual children obtained higher PCCs than the monolinguals, a result also obtained by Grech and Dodd



**Figure 9.** Box plot representation of percent palatal accuracy in French based on palatal type: 0 = monolinguals; 1 = bilinguals who speak languages with low numbers of palatals; 2 = bilinguals who speak languages with middle numbers of palatals; 3 = bilinguals who speak languages with high numbers of palatals.

(2008). These authors argue that the task of learning two different phonetic inventories may lead to heightened attention to phonemic contrasts and to more developed articulatory control.

In the case of PVC scores, bilinguals did not exhibit any advantage, however. They obtained similar scores to monolingual children but, as a group, displayed greater variability. The French vowel inventory may present challenges for bilingual children in the form of nasal vowels (*/ã, ê, ÿ, œ/*), schwa (*/ə/*), and lax vowels (*/ɛ, ɔ/*). In the current study, we did not formulate predictions based on typological effects for global measures; however, it is possible that these effects influenced the results. Children whose L1s were characterized by smaller vowel inventories (e.g., Spanish, Italian) may have made more errors on French vowels than children whose L1s were characterized by larger vowel inventories (e.g., German). See, for example, the productions of Child 43 (L1: Spanish) in (1) who experienced difficulties with the nasal vowel */ã/*, schwa, and the lax vowel */ɔ/*, vowels which do not occur in Spanish. Further research should determine whether characteristics of the L1 vowel system influence vowel production in the L2. For example, languages could be coded in terms of vowel inventory size (small, average, large) and for the presence of vowel subcategories such as front–rounded and nasalized vowels (using online databases such as the World Atlas on language structures (WALS; Dryer & Haspelmath, 2013)). This might allow for a more systematic study of cross-linguistic interaction in vowels, similar to what has been conducted in consonants and syllable structure.

(1) Example of vowel errors in Child 43 (L1 Spanish)

plante	/plãt/	[plat], [plant]	'plant'
requin	/ʁə'kɛ/	[ʁo'ka]	'shark'
cloche	/klɔʃ/	[klas]	'bell'

As for why there are monolingual–bilingual differences for the PCC and not the PVC results, it is possible that the percentage of shared segments is greater for consonant than for vowel inventories in many bilinguals, and this may explain why they are at an advantage for consonant but not vowel production. It could also be the case that, given the particular challenge of learning two phonological systems and the need to differentiate words within and across languages, bilinguals develop a heightened sensitivity to the phonological information that affords the most lexical distinctiveness. In French, more words contrast by a consonant than by a vowel, which makes consonants especially informative (Nespor, Peña, & Mehler, 2003). Here, we found that, along with bilingual experience, the interest for consonants was moderated by vocabulary size. This supports the idea that, as they advance in lexical acquisition, children become increasingly sensitive to the lexical distinctiveness of consonants and do so even more when exposed to another language.

### *Word-final codas*

Our French-speaking monolinguals marked the presence of codas around 90% of the time and produced target-like codas around 80% of the time. These results are consistent with those of Hilaire-Debove and Kehoe (2004), who observed that French-speaking monolinguals, aged 2;4, mark the presence of codas 80 to 88% of the time in monosyllables and disyllables. The percent correct scores are higher, however, than those reported by Keffala *et al.* (2018), who found that Spanish-speaking monolinguals, even slightly older than the ones in this study (i.e., 2;4 to 4;0), obtained scores of 63% and 55% for coda presence and coda accuracy, respectively. The differences between Spanish and French are surprising given that both French and Spanish are purported to be characterized by low frequencies of word-final codas. French, in contrast to Spanish, allows codas of different places of articulation and allows complex codas. Thus, it seems that complexity is the main reason for the high coda production in French-speaking monolinguals, possibly combined with the prosodic qualities of French in which word- or phrase-final syllables are stressed.

Our study attempted to separate out the effects of frequency and complexity on bilingual speech production by grouping the coda characteristics of the bilingual children's L1s according to whether they were of high or low frequency or whether they had high or low complexity. We predicted that children whose L1 belonged to a high-frequency group should have higher scores than French monolinguals, but not children whose scores belonged to a low-frequency group. Our predictions were confirmed for coda presence but not for coda accuracy. In the latter, children from both low- and high-frequency groupings had superior coda accuracy results. In the case of the complexity grouping, we entertained the possibility of some acceleration effect in the high-complexity group, since this group included certain languages whose codas would have been even more complex than French. We predicted a clear delay effect for the low-complexity group. Our predictions were partially confirmed for coda accuracy but not for coda presence, in which there were no significant language-internal effects. In the coda accuracy results, children whose L1s were characterized by high-complexity codas achieved better scores than monolinguals. Children whose L1s were characterized by low-complexity codas obtained less favorable scores than the high-complexity group, but they still showed some (marginal) advantage in coda accuracy with respect to monolinguals. In essence,

there was no 'delay' effect as predicted. All bilingual children seemed to profit from speaking another language in terms of the precision of their coda productions. This is suggested by the significant effect for bilingual status when using coda accuracy as a dependent variable. We discuss this bilingual advantage below in the section 'Cross-linguistic interaction'.

As far as teasing apart the individual effects of frequency and complexity, our study is unable to provide the entire picture. The combination of high frequency and high complexity appeared to offer advantages over high complexity on its own, as suggested by the fact that children in the high-frequency (and high-complexity) grouping had superior results to monolinguals for both coda presence and accuracy, whereas children in the high-complexity (and low-frequency) grouping had superior results only for coda accuracy. At the other end of the high-low continuum, our study did not observe a parallel effect. The bilingual children who belonged to a low-complexity (and subsequently low-frequency) group were not more disadvantaged than monolinguals who spoke a low-frequency but high-complexity coda language. In sum, there is more work to be done in understanding the individual roles of complexity and frequency in accounting for cross-linguistic interaction.

### *Word-initial clusters*

The French-speaking monolinguals in this study produced word-initial clusters about 60% of the time and produced target-like ones about 50% of the time, results not dissimilar to those of MacLeod *et al.* (2011b), who recorded accuracy rates between 31% (for /fɪ/ clusters) and 79% (for /bl/ clusters) in French-speaking monolingual children, aged 2;6–2;11. We predicted acceleration of clusters in bilingual children whose L1s contained high-complexity clusters, no effect in children whose L1s contained low-complexity clusters, and delay in children whose L1s contained no clusters compared to monolingual children. Our predictions were borne out, at least with respect to cluster accuracy. Children in the high-cluster group obtained scores significantly higher than monolinguals, whereas children in the other groups did not differ from monolinguals. Nevertheless, there was still a marginal difference between monolinguals and bilinguals for the low-cluster group, which is reflected in the fact that, when bilingual status rather than cluster type was entered into the model, bilinguals as a whole had better cluster accuracy scores than monolinguals (see later section 'Cross-linguistic interaction or "general bilingual" effect'). We have no explanation as to why the results were not significant for cluster presence, but examination of Figure 7 reveals that the percentage scores went in the right direction. There was nonetheless considerable variability amongst all children. Overall, the accuracy results appear to be more sensitive to monolingual-bilingual differences than the results pertaining to cluster presence. A similar pattern was observed when examining coda presence and accuracy in coda development. One of the limitations of the study is the small group sizes, which may have led to reduced statistical power and consequently non-significant results in some of the analyses.

### *Palatal fricatives*

In contrast to the findings on coda and cluster development, there appeared to be no influence of L1 on the production of palatal consonants. The only variable which played a role was bilingual status: bilinguals had marginally higher scores than



monolinguals, a finding which is consistent with other findings in this study in pointing to superior scores by bilinguals in phonological precision. It must be noted that palatal fricatives are difficult for children aged 2;6, to produce. MacLeod *et al.* (2011b) found that, although they started to emerge in the productions of children aged 2;0 (i.e., 50% of children produced them accurately in two word positions), they were not mastered (i.e., 90% of children produce the consonant accurately in three word positions) until 3;6 or later. It is likely that variables related to articulatory control play a greater role in the production of palatal fricatives than the variables measured in this study (see later section ‘Phonetic–phonological maturation effects’). Furthermore, our categorization of palatal typology in terms of the number of palatal fricatives/affricates in the phonemic inventory may not have captured degrees of complexity in palatal fricatives. A language could have few palatal fricatives in the inventory but ones which are highly frequent, whereas another language could have a greater number of fricatives in the inventory but ones which are less frequent. Our current categorization would not have been sensitive to these differences.

### *Language-external and lexical effects*

An important aspect of the study was to examine the influence of language-external and lexical variables alongside language-internal ones on phonological production. Our study showed that percent French exposure, SES, and total vocabulary played major roles, whereas gender played a minor one. French vocabulary did not emerge as significant in any of our statistical models.

Percent French exposure turned out to be significant in statistical models examining PCC and coda accuracy. In these analyses, greater exposure to French led to significantly better consonant precision. Increased French exposure did not prove significant in the analyses of cluster and palatal development nor in the analyses of PVC. In other areas of language development (e.g., lexical and syntactic development), degree of input has been shown to be highly correlated with language performance in bilingual children (Hoff, Core, Place, Rumiche, Señor, & Parra, 2012; Thordardottir, 2011; Thordardottir & Brandeker 2013), whereas in early bilingual phonology the effects of input quantity on phonological production have been less strong (Goldstein *et al.*, 2005, 2010). Our study shows that increased quantity of input leads to higher phonological production scores, but the effects are not consistent across all phonological measures. Our results also show that good phonological scores can be obtained even when percent language input is low. Take the case of Child 43, who was exposed to French 30% of the time (70% Spanish) but still obtained a PCC of 92%. Child 14 was exposed to French a greater percentage of time 60% (40% Spanish) but obtained a lower PCC, that is, 70%. This child also came from a lower SES background and had a lower total vocabulary, implicating the role of other variables in explaining her phonological scores.

SES emerged as a significant factor in statistical analyses on PCC and on coda and cluster accuracy. This result is in accordance with several studies in child phonology which reveal superior speech sound development in children from higher SES backgrounds. Campbell *et al.* (2003) hypothesize that the lower amounts of language stimulation provided to children by parents whose SES is low might lead to less perceptual and motor experience with early phonological forms. In addition, parents with higher SES may place a greater emphasis on the children’s bilingualism and engage their children in language activities, such as shared book reading, which

develop their L1 (and consequently their L2) phonological abilities more than parents with lower SES. Given that the SES effects were not present across all analyses, we do not believe that they reflect pervasive effects due to inadequate health care or nutrition. It might be assumed that the SES effect reflects vocabulary size, since these two factors are often related (Calvo & Bialystok, 2014); however, there was no collinearity between these two variables, suggesting that the two factors played separate roles in the current study.

Gender was significant in our statistical models which used coda presence as the dependent variable. Out of all the measures, coda presence was the one in which children performed best (almost at ceiling) and it was here that girls outperformed boys. On other measures, where performance was more uneven, a gender effect did not emerge. This is analogous to studies in speech sound production which show that gender effects, when present, emerge at later age ranges (McLeod, 2009). In this study, they did not emerge at a later age-range (all the children were 2;6), but they emerged in phonological skills that were well established.

Total vocabulary was a significant variable in models which tested the effects of predictor variables on PCC and coda presence and accuracy. It had a marginal effect on cluster accuracy. As mentioned, French vocabulary was not a significant variable in any of our models. Studies examining lexical-grammatical associations in bilingual children have found stronger evidence for within- than for cross-language correlations (Conboy & Thal, 2006; Marchman, Martinez-Sussmann, & Dale, 2004). That is, these studies have shown that advanced lexical abilities in one language are associated with advanced grammatical abilities in the same language but not necessarily in the other language; reduced lexical abilities in one language are associated with reduced grammatical abilities in the same language but not in the other language. In contrast, we did not observe that reduced lexical abilities in French were necessarily associated with reduced phonological abilities in French. Take the example of Child 44 (L1: Spanish) who had a vocabulary size of only 144 words in French (total vocabulary = 389) but obtained an above- average PCC score of 93%. The fact that total vocabulary rather than language-specific vocabulary was more closely correlated with phonological scores in French seems to provide evidence for between-language correlations in the lexical-phonological domain. Knowing (and producing) words in one language facilitates phonological production in the other language, probably because of the shared phonological structures between the two languages. Total vocabulary thus appears to be a stronger predictor of phonological production than language-specific vocabulary in bilinguals; however, in order to fully determine this, we would need to measure phonological production in both languages, something which was not possible in the current design.

One may wonder why language-external factors did not have uniform effects on all phonological parameters, influencing some but not others. Overall, SES and total vocabulary had the most consistent influence on phonological parameters, being implicated in PCC, coda, and cluster measures. Marginal rather than fully significant effects for these factors may have come about from reduced statistical power due to small sample sizes. As is the case for cross-linguistic interaction (see below), the influence of language-external effects may be lessened when phonological structures are too easy or difficult.

### *Phonetic–phonological maturation effects*

In the ‘Introduction’, we entertained the possibility that certain areas of phonology may be more suitable for displaying cross-linguistic interaction than others. Structures which are too easy or difficult for monolinguals and bilinguals may be less susceptible to the influence of cross-linguistic interaction. Some of these effects appear to be present in the data. Our analyses of global measures showed monolingual–bilingual differences to be present in consonants but not in vowels, a result which is consistent with the fact that vowels are generally acquired before consonants and are produced with a high degree of accuracy by all children. It cannot be excluded, however, that a finer analysis which takes into account the size of the bilingual children’s vowel inventories in their L1 may have led to more nuanced results in PVCs.

Our analysis of specific linguistic measures revealed monolingual–bilingual differences and typological effects for codas and word-initial clusters but not for palatal fricatives. Palatal fricatives may pose an articulatory challenge for all children at the age of 2;6. Greater exposure to them via the home language does not appear to afford an advantage to bilingual children at this young age but may do so at a later age, a finding which should be confirmed in future studies. We also note that coda and cluster accuracy measures were more sensitive to monolingual–bilingual and typological differences than coda and cluster presence measures. All children in the study obtained high results for the presence of codas, obscuring many language-internal and -external effects, with the exception of gender, which emerged in this analysis only.

### *Cross-linguistic interaction or ‘general bilingual’ effect*

What does our study say about cross-linguistic interaction? Given that we observed graded effects in our outcome measures, with higher scores being obtained by children speaking high-frequency/high-complexity languages and lower scores being obtained by children speaking low-frequency/low-complexity languages, our results are consistent with there being grammatical influence from one language to the other. That we were able to document cross-linguistic interaction in a heterogeneous population of children, speaking different L1s, coming from different SES backgrounds, and having different vocabulary levels, is noteworthy.

Nevertheless, cross-linguistic interaction was not observed in all analyses. It was not observed when studying complexity effects on coda and cluster presence nor on the accuracy of palatal fricatives. Furthermore, it was not observed in all directions. An acceleration effect was present, but not a delay effect as was predicted for children speaking languages with low-complexity codas or with no word-initial clusters. Overall, there was a tendency for the bilinguals to perform better as a group than the monolinguals. Thus, our results could be interpreted as a ‘general bilingual effect’ rather than as cross-linguistic interaction. A bilingual child, by virtue of being exposed to a larger inventory of sounds and syllable types across both of his languages, may have a general advantage in phonological production in comparison to monolinguals. At this stage, we cannot determine which explanation (‘general bilingual effect’ vs cross-linguistic interaction) offers a superior account of the findings, but given the presence of significant monolingual–bilingual differences for the high-frequency/-complexity groups in some of our analyses, we interpret our results as lending support for grammatical effects in combination with a ‘general

bilingual effect'. Our study is a cross-sectional one and it is possible that cross-linguistic interaction or a 'general bilingual effect' is not present at earlier or later age-ranges, stressing the importance of designing longitudinal studies to track cross-linguistic interaction across time.

Our results support Keffala *et al.*'s (2018) and Tamburelli *et al.*'s (2015) studies in showing that bilingual children speaking languages with high-frequency/-complexity codas or clusters may undergo acceleration in comparison to monolinguals. We did not observe comparable delay effects in children speaking languages with low-frequency/-complexity codas or clusters, making us query whether grammatical influence ever leads to 'delay'. Indeed, those studies which have shown delayed acquisition of phonological structures have often focused on bilingual children who are acquiring a complex target that occurs in one of their languages only (e.g., spirant-stop alternation in Spanish: Goldstein & Washington, 2001; Lleó & Rakow, 2005; MacLeod & Fabiano-Smith, 2015; the phonological vowel length distinction in German: Kehoe, 2002). 'Delay' in these cases may have reflected reduced input rather than typological effects. In sum, future studies in early bilingual phonology should examine whether 'delay' is a possible manifestation of cross-linguistic interaction or is the result of language-external effects such as reduced input or low SES.

Finally, we acknowledge that the study is based on small group sizes and that more research would be needed with larger groups of bilinguals balanced according to typological criteria in order to confirm the current findings.

### Summary

The study investigated language-internal, language-external, and lexical factors on phonological production in bilingual French-speaking children. Children who spoke languages belonging to a high-frequency/-complexity group had better coda presence and accuracy scores and better cluster accuracy scores in French than children who spoke languages belonging to a low-frequency/-complexity group. In addition, bilinguals as a group had better coda and cluster accuracy scores than monolinguals. These results support the presence of cross-linguistic interaction as well as a 'general bilingual effect'. Our study also showed that percent language exposure, SES, size of total vocabulary, and to a lesser extent gender influenced phonological production. These findings provide new information on the consequences of language contact in young bilinguals, which should contribute to the development of more elaborate models of cross-linguistic interaction.

**Supplementary materials.** For supplementary materials for this paper, please visit <<https://doi.org/10.1017/S0305000918000478>>.

**Acknowledgements.** We would like to thank Carole Jaggie for her assistance in testing some of the children; Audrey Burkhardt, Constance Terrail, and Tanya Bella Bancalero for transcribing the data; and Anna Wolleb for her help in some of the data analyses. In addition, we would like to thank Sharon Inkelas, Bert Vaux, Scott Seyfarth, Gaja Jarosz, and Maria de Fatima de Almeida Baia for providing frequency and complexity information on some of the languages of the bilingual children.

### References

Aicart-De Falco, S. & Vion, M. (1987). La mise en place du système phonologique du français chez les enfants entre 3 et 6 ans: une étude de la production. *Cahiers de Psychologie Cognitive*, 7, 247–66.

- Almeida, L., Rose, Y., & Freitas, J.** (2012). Prosodic influence in bilingual phonological development: evidence from a Portuguese–French first language learner. In A. Biller, E. Chung, & A. Kimball (Eds.), *Proceedings of the 36th Annual Boston University Conference on Language Development* (pp. 42–52). Somerville, MA: Cascadilla Press.
- Andrassen, H.** (2013). *Schwa: distribution and acquisition in light of Swiss French data*. Unpublished doctoral dissertation, University of Tromsø, Norway.
- Ball, M., Müller, N., & Munro, S.** (2001). The acquisition of the rhotic consonants by Welsh–English bilingual children. *International Journal of Bilingualism*, 5, 71–86.
- Barlow, J.** (2001). The structure of /s/-sequences: evidence from a disordered system. *Journal of Child Language*, 28, 291–324.
- Bates, D., Maechler, M., Bolker, B., & Walker, S.** (2015). Fitting linear mixed-effects models using lme4. *Journal of Statistical Software*, 67, 1–48.
- Berent, I., Steriade, D., Lennertz, T., & Vaknin, V.** (2007). What we know about what we have never heard: evidence from perceptual illusions. *Cognition*, 104, 591–630.
- Bortolini, U., & Leonard, L. B.** (2000). Phonology and children with specific language impairment: status of structural constraints in two languages. *Journal of Communication Disorders*, 33, 131–50.
- Bosch, L., & Sebastián-Gallés, N.** (1997). Native-language recognition abilities in 4-month-old infants from monolingual and bilingual environments. *Cognition*, 65, 33–69.
- Bunta, F., & Ingram, D.** (2007). The acquisition of speech rhythm by bilingual Spanish- and English-speaking 4- and 5-year-old children. *Journal of Speech, Language, and Hearing*, 50, 999–1014.
- Calvo, A., & Bialystok, E.** (2014). Independent effects of bilingualism and socioeconomic status on language ability and executive functioning. *Cognition*, 130, 278–88.
- Campbell, T., Dollaghan, C., Rockette, H., Paradise, J., Feldman, H., Shriberg, L., Sabo, D., & Kurs-Lasky, M.** (2003). Risk factors for speech delay of unknown origin in 3-year-old children. *Child Development*, 74, 346–57.
- Conboy, B., & Thal, D.** (2006). Ties between the lexicon and grammar: cross-sectional and longitudinal studies of bilingual toddlers. *Child Development*, 77, 712–35.
- Core, C., & Scarpelli, C.** (2015). Phonological development in young bilinguals: clinical implications. *Seminars in Speech and Language*, 36, 100–8.
- Delattre, P., & Olsen, C.** (1969). Syllable features and phonic impression in English, German, French, and Spanish. *Lingua*, 22, 160–75.
- Deuchar, M., & Clark, A.** (1996). Early bilingual acquisition of the voicing contrast in English and Spanish. *Journal of Phonetics*, 24, 351–65.
- Dodd, B., Holm, A., Hua, Z., & Crosbie, S.** (2003). Phonological development: a normative study of British English-speaking children. *Clinical Linguistics and Phonetics*, 17, 617–43.
- Dryer, M., & Haspelmath, M.** (Eds.) (2013). *The World Atlas of Language Structures Online*. Leipzig: Max Planck Institute for Evolutionary Anthropology. retrieved from <<http://wals.info>>.
- Ezeizabarrena, M.-J., & Alegria, A.** (2015). Early coda production in bilingual Spanish and Basque. In T. Judy & S. Perpiñán (Eds.), *The acquisition of Spanish in understudied language pairings* (pp. 75–104). Amsterdam: John Benjamin Publishing Company.
- Fabiano-Smith, L., & Bunta, F.** (2012). Voice onset time of voiceless bilabial and velar stops in 3-year-old bilingual children and their age-matched monolingual peers. *Clinical Linguistics & Phonetics*, 26, 148–63.
- Fabiano-Smith, L., & Goldstein, B.** (2010a). Early, middle, and late developing sounds in monolingual and bilingual children: an exploratory study. *American Journal of Speech-Language Pathology*, 19, 1–12.
- Fabiano-Smith, L., & Goldstein, B.** (2010b). Phonological acquisition in bilingual Spanish–English speaking children. *Journal of Speech, Language, and Hearing Research*, 53, 1–19.
- Fenson, L., Dale, P., Reznick, S., Thal, D., Bates, E., Hartung, J., Tethick, S., & Reilly, J.** (1993). *MacArthur Communicative Development Inventories: user's guide and technical manual*. San Diego, CA: Singular Publishing Group.
- Flege, J., Yeni-Komshian, G., & Liu, S.** (1999). Age constraints on second language acquisition. *Journal of Memory and Language*, 41, 78–104.
- Genesee, F., & Nicoladis, E.** (2006). Bilingual first language acquisition. In E. Hoff & M. Shatz (Eds.), *Blackwell handbook of language development* (pp. 324–42). West Sussex: Wiley Blackwell.

- Gierut, J.** (2001). Complexity in phonological treatment: clinical factors. *Language, Speech, and Hearing Sciences in Schools*, 32, 229–41.
- Gierut, J., & Champion, A.** (2001). Syllable onsets II: three-element clusters in phonological treatment. *Journal of Speech, Language, and Hearing Research*, 44, 886–904.
- Gildersleeve-Neumann, C., Kester, E., Davis, B., & Peña, E.** (2008). English speech sound development in preschool-aged children from bilingual English–Spanish environments. *Language, Speech, and Hearing Services in Schools*, 39, 314–28.
- Goad, H., & Brannen, K.** (2003). Phonetic evidence for phonological structure in syllabification. In J. Van de Weijer, V. Van Heuven, & H. Van de Hulst (Eds.), *The phonological spectrum*, Vol. 2. (pp. 3–30). Amsterdam: John Benjamins.
- Goad, H., & Rose, Y.** (2004). Input elaboration, head faithfulness and evidence for representation in the acquisition of left-edge clusters in West-Germanic. In R. Kager, J. Pater, & W. Zonneveld (Eds.), *Constraints in phonological acquisition* (pp. 109–57). Cambridge University Press.
- Goldstein, B., & Bunta, F.** (2012). Positive and negative transfer in the phonological systems of bilingual speakers. *International Journal of Bilingualism*, 16, 388–401.
- Goldstein, B., Bunta, F., Lange, J., Rodriguez, J., & Burrows, L.** (2010). The effects of measures of language experience and language ability on segmental accuracy in bilingual children. *American Journal of Speech-Language Pathology*, 19, 238–47.
- Goldstein, B., Fabiano, L., & Iglesias, A.** (2004). Spontaneous and imitated productions in Spanish-speaking children with phonological disorders. *Language, Speech, and Hearing Services in Schools*, 35, 5–15.
- Goldstein, B., Fabiano, L., & Washington, P.** (2005). Phonological skills in predominantly English-speaking, predominantly Spanish-speaking, and Spanish–English bilingual children. *Language, Speech, and Hearing Services in Schools*, 36, 201–18.
- Goldstein, B., & Washington, P.** (2001). An initial investigation of phonological patterns in typically developing 4-year-old Spanish–English bilingual children. *Language, Speech, and Hearing Services in Schools*, 32, 153–64.
- Grech, H., & Dodd, B.** (2008). Phonological acquisition in Malta: a bilingual language learning context. *International Journal of Bilingualism*, 12, 155–71.
- Guion, S.** (2003). The vowel systems of Quichua–Spanish bilinguals: age of acquisition effects on the mutual influence of the first and second languages. *Phonetica*, 60, 98–128.
- Hambly, H., Wren, Y., McLeod, S., & Roulstone, S.** (2013). The influence of bilingualism on speech production: a systematic review. *International Journal of Language and Communication Disorders*, 48, 1–24.
- Hamdi, R., Ghazali, S., & Barkat-Defradas, M.** (2005). Syllable structure in spoken Arabic: a comparative investigation. *Proceedings of Interspeech 2005*, 2245–8.
- Hart, B., & Risley, T.** (1995). *Meaningful differences in the everyday experience of young American children*. Baltimore, MD: Paul H. Brookes.
- Havy, M., & Zesiger, P.** (2017). Learning spoken words via the ears and eyes: evidence from 30-month-old children. *Frontiers in Psychology*, 8. doi:10.3389/fpsyg.2017.02122
- Hilaire-Debove, G., & Kehoe, M.** (2004). *Acquisition des consonnes finales (codas) chez les enfants francophones : des universaux aux spécificités de la langue maternelle*. Actes de XXVèmes Journées d'Etude sur la Parole, Fez, Maroc.
- Hoff, E., Core, C., Place, S., Rumiche, R., Señor, M., & Parra, M.** (2012). Dual language exposure and early bilingual development. *Journal of Child Language*, 39, 1–27.
- Hoff-Ginsberg, E.** (1998). The relation of birth order and socioeconomic status to children's language experience and language development. *Applied Psycholinguistics*, 19, 603–29.
- INSEE** (2009). Une photographie du marché du travail en 2008. Insee Première, 1272.
- Johnson, C., & Lancaster, P.** (1998). The development of more than one phonology: a case study of a Norwegian–English bilingual child. *International Journal of Bilingualism*, 2, 265–300.
- Kaye, J.** (1990). Coda licensing. *Phonology*, 7, 301–30.
- Kaye, J., Lowenstamm, J., & Vergnaud, J.** (1990). Constituent structure and government phonology. *Phonology*, 7, 193–231.
- Keffala, B., Barlow, J., & Rose, S.** (2018). Interaction in Spanish–English bilinguals' acquisition of syllable structure. *International Journal of Bilingualism*, 22(1), 16–37.



- Kehoe, M.** (2002). Developing vowel systems as a window to bilingual phonology. *International Journal of Bilingualism*, 6, 315–34.
- Kehoe, M.** (2011). Relationships between lexical and phonological development: a look at bilingual children. *Journal of Child Language*, 38, 75–81.
- Kehoe, M.** (2015a). Cross-linguistic interaction: a retrospective and prospective view. In E. Babatsouli & D. Ingram (Eds.), *Proceedings of the International Symposium on Monolingual and Bilingual Speech 2015* (pp. 141–67).
- Kehoe, M.** (2015b). Lexical–phonological interactions in bilingual children. *First Language*, 35, 93–125.
- Kehoe, M., Chaplin, E., Mudry, P., & Friend, M.** (2015). La relation entre le développement du lexique et de la phonologie chez les enfants francophones. *Rééducation Orthophonique*, 263, 61–85.
- Kehoe, M., Lleó, C., and Rakow, M.** (2004). Voice onset time in bilingual German–Spanish children. *Bilingualism: Language and Cognition*, 7, 71–88.
- Kehoe, M., Lleó, C., & Rakow, M.** (2011). Speech rhythm in the pronunciation of German and Spanish monolingual and German–Spanish bilingual 3-year-olds. *Linguistische Berichte*, 227, 323–51.
- Kenney, K., & Prather, E.** (1986). Articulation in preschool children: consistency of productions. *Journal of Speech and Hearing Research*, 29, 29–36.
- Kern, S., & Gayraud, F.** (2010). *L'inventaire français du développement communicatif*. Grenoble: Editions La Cigale.
- Law, N., & So, L.** (2006). The relationship of phonological development and language dominance in bilingual Cantonese–Putonghua children. *International Journal of Bilingualism*, 10, 405–28.
- Levelt, C., Schiller, N., & Levelt, W.** (1999/2000). The acquisition of syllable types. *Language Acquisition*, 8, 237–64.
- Lleó, C.** (2002). The role of markedness in the acquisition of complex prosodic structures by German–Spanish bilinguals. *International Journal of Bilingualism*, 6, 291–313.
- Lleó, C., & Cortés, S.** (2013). Modeling the outcome of language contact in the speech of German–Spanish and Catalan–Spanish bilingual children. *International Journal of the Sociology of Language*, 221, 101–25.
- Lleó, C., Kuchenbrandt, I., Kehoe, M., & Trujillo, C.** (2003). Syllable final consonants in Spanish and German monolingual and bilingual acquisition. In N. Müller (Ed.), *(Non)Vulnerable domains in bilingualism* (pp. 191–220). Amsterdam: John Benjamins.
- Lleó, C., & Rakow, M.** (2005). Markedness effects in voiced stop spirantization in bilingual German–Spanish children. In H. Cohen, K. MaAlister, K. Rolstad, & J. MacSwain (Eds.), *Proceedings of the 4th International Symposium on Bilingualism* (ISB4) (pp. 1353–71) [CD Rom]. Cascadilla Press.
- MacLeod, A., & Fabiano-Smith, L.** (2015). The acquisition of allophones among bilingual Spanish–English and French–English 3-year-old children. *Clinical Linguistics & Phonetics*, 29, 167–84.
- MacLeod, A., Laukys, K., & Rvachew, S.** (2011a). The impact of bilingual language learning on whole-word complexity and segmental accuracy among children aged 18 and 36 months. *International Journal of Speech-Language Pathology*, 13, 490–99.
- MacLeod, A., Sutton, A., Trudeau, N., & Thordardottir, E.** (2011b). The acquisition of consonants in Québécois French: a cross-sectional study of pre-school aged children. *International Journal of Speech-Language Pathology*, 13, 93–109.
- Marchman, V., Martinez-Sussmann, C., & Dale, P.** (2004). The language-specific nature of grammatical development: evidence from bilingual language learners. *Developmental Science*, 7, 212–24.
- Marotta, G.** (2016). Prosodic structure. In A. Ledgeway & M. Maiden (Eds.), *The Oxford guide to the Romance languages*. Oxford University Press. doi:10.1093/acprof:oso/9780199677108.003.0026
- Mayr, R., Howells, G., & Lewis, R.** (2015). Asymmetries in phonological development: the case of word-final cluster acquisition in Welsh–English bilingual children. *Journal of Child Language*, 42, 146–79.
- McLeod, S.** (2009). Speech sound acquisition. In J. Bernthal, N. Bankson, & P. Flipsen (Eds.), *Articulation and phonological disorders: speech sound disorders in children*, 6th ed. (pp. 63–120). Boston, MA: Allyn & Bacon.
- Meinhold, G., & Stock, E.** (1980). *Phonologie der deutschen Gegenwartssprache*. Leipzig: Bibliographisches Institut.
- Mok, P.** (2011). The acquisition of rhythm by three-year-old bilingual and monolingual children. *Bilingualism: Language and Cognition*, 14, 458–72.
- Mok, P.** (2013). Speech rhythm of monolingual and bilingual children at age 2;6: Cantonese and English. *Bilingualism: Language and Cognition*, 16, 693–703.

- Morrow, A., Goldstein, B., Gilhool, A., & Paradis, J. (2014). Phonological skills in English language learners. *Language, Speech and Hearing Services in Schools*, 45, 26–39.
- Nespor, M., Peña, M., & Mehler, J. (2003). On the different roles of vowels and consonants in speech processing and language acquisition. *Lingue e linguaggio*, 2, 221–47.
- OCSTAT (Office Cantonal de la Statistique) (2017). Population du canton de Genève selon l'origine et le statut migratoire. Résultats 2012–2014 et évolution depuis 1960. *Communication Statistiques*, no. 55.
- Paradis, J., & Genesee, F. (1996). Syntactic acquisition in bilingual children: Autonomous or interdependent? *Studies in Second Language Acquisition*, 18, 1–25.
- Paul, R., & Jennings, P. (1992). Phonological behavior in toddlers with slow expressive language development. *Journal of Speech, Language, and Hearing Research*, 35, 99–107.
- Petinou, K., & Okalidou, A. (2006). Speech patterns in Cypriot-Greek late talkers. *Applied Psycholinguistics*, 27, 335–53.
- Piggott, G. (1999). At the right edge of words. *Linguistic Review*, 16, 143–85.
- Rose, Y. (2000). *Headedness and prosodic licensing in the L1 acquisition of phonology*. Unpublished doctoral dissertation, McGill University.
- Rose, Y., & Champdoizeau, C. (2007). There is no trochaic bias: acoustic evidence in favor of the neutral start hypothesis. In A. Gavarro and M. J. Frietas (Eds.), *Language acquisition and Development: Proceedings of GALA 2007* (pp. 359–69). Newcastle: Cambridge Scholars Publishing.
- Rose, Y., & MacWhinney, B. (2014). The PhonBank initiative. In J. Durand, U. Gut, & G. Kristoffersen (Eds.), *The Oxford handbook of corpus phonology* (pp. 380–401). Oxford University Press.
- Rose, Y., MacWhinney, B., Byrne, R., Hedlund, G., Maddocks, K., O'Brien, P., & Wareham, T. (2006). Introducing Phon: a software solution for the study of phonological acquisition. In D. Bamman, T. Magnitskaia, & C. Zaller (Eds.), *Proceedings of the 30th Boston University Conference on Language Development* (pp. 489–500). Somerville, MA: Cascadia Press.
- Scarpino, S. (2011). *The effects of language environment and oral language ability on phonological production proficiency in bilingual Spanish-English speaking children*. Unpublished PhD thesis, Pennsylvania State University.
- Schwartz, M., & Goad, H. (2017). Indirect positive evidence in the acquisition of a subset grammar. *Language Acquisition*, 24(3), 234–64.
- Smit, A., Hand, L., Freilinger, J., Bernthal, J., & Bird, A. (1990). The Iowa articulation norms project and its Nebraska replication. *Journal of Speech and Hearing Disorders*, 55, 779–98.
- Sorenson Duncan, T., & Paradis, J. (2016). English language learners' nonword repetition performance: the influence of L2 vocabulary size, length of L2 exposure and L1 phonology. *Journal of Speech, Language, and Hearing Research*, 59, 39–48.
- Tamburelli, M., Sanoudaki, E., Jones, G., & Sowinska, M. (2015). Acceleration in the bilingual acquisition of phonological structure: evidence from Polish-English children. *Bilingualism: Language and Cognition*, 18, 713–25.
- Templin, M. (1957). Certain language skills in children. *Institute of Child Welfare Monograph Series*, 26. University of Minneapolis.
- Thordardottir, E. (2011). The relationship between bilingual exposure and vocabulary development. *International Journal of Bilingualism*, 15, 426–45.
- Thordardottir, E., & Brandeker, M. (2013). The effect of bilingual exposure versus language impairment on nonword repetition and sentence imitation scores. *Journal of Communication Disorders*, 46, 1–16.
- Thornburgh, D., & Ryalls, J. (1998). Voice onset time in Spanish-English bilinguals: early versus late learners of English. *Journal of Communication Disorders*, 31, 215–29.
- Vennemann, T. (2012). Structural complexity of consonant clusters: a phonologists' view. In P. Hoole, L. Bombien, M. Pouplier, C. Mooshammer, & B. Kühnert (Eds.), *Consonant clusters and structural complexity* (pp. 9–31). Berlin: de Gruyter.
- Vihman, M. (2002). Getting started without a system: from phonetics to phonology in bilingual development. *International Journal of Bilingualism*, 6, 239–54.
- Vihman, M. (2016). Prosodic structures and templates in bilingual phonological development. *Bilingualism: Language and Cognition*, 19, 69–88.
- Yuen, I., Miles, K., Cox, F., & Demuth, K. (2015). The syllabic status of final consonants in early speech: a case study. *Journal of Child Language*, 42, 682–94.



## Appendix A

Means and standard deviations for PCC and PVC across the monolingual and bilingual children.

	Monolinguals (n = 17)		Bilinguals (n = 23)	
	X	sd	X	sd
PCC	77.61	12.05	83.02	14.82
PVC	89.52	8.16	88.14	11.15

## Appendix B

Means and standard deviations for percent coda presence and accuracy across the monolingual and bilingual children, and across different groups of bilingual children depending upon coda frequency and coda complexity groupings.

	Coda presence		Coda accuracy	
	X	sd	X	sd
Monolinguals (n = 17)	89.37	6.22	76.65	14.03
Bilinguals (n = 23)	91.20	12.82	81.79	14.83
Bilinguals according to frequency grouping				
Low coda (n = 16)	89.10	14.93	80.37	16.78
High coda (n = 7)	95.99	2.48	85.04	9.23
Bilinguals according to complexity grouping				
Low coda (n = 12)	88.46	15.47	80.95	17.64
High coda (n = 11)	94.18	8.91	82.71	11.84

## Appendix C

Means and standard deviations for percent cluster presence and accuracy in the monolingual and bilingual children, and across different groups of bilingual children depending upon cluster complexity groupings.

	Cluster presence		Cluster accuracy	
	X	sd	X	sd
Monolinguals (n = 17)	60.08	31.75	47.01	28.70
Bilinguals (n = 23)	73.75	30.34	68.99	30.19
Bilinguals according to complexity grouping				
No cluster (n = 3)	70.24	17.62	67.46	20.80
Low cluster (n = 10)	66.92	33.81	61.91	32.50
High cluster (n = 10)	81.64	30.22	76.53	30.92

## Appendix D

Means and standard deviations for percent accuracy of palatal fricatives in the monolingual and bilingual children, and across different groups of bilingual children depending upon complexity groupings.

	Palatal accuracy	
	X	sd
Monolinguals (n = 17)	46.61	32.23
Bilinguals (n = 23)	64.00	32.93
Low palatals (n = 12)	62.13	31.42
Mid palatals (n = 5)	70.70	24.97
High palatals (n = 6)	62.15	45.19

**Cite this article:** Kehoe M, Havy M (2019). Bilingual phonological acquisition: the influence of language-internal, language-external, and lexical factors. *Journal of Child Language* 46, 292–333. <https://doi.org/10.1017/S0305000918000478>