





a. articles published in peer-reviewed journals

1. Carreras-Sureda A, Zhang X, Laubry L, Brunnetti J, Konig S, Wang X, Castelbou C, Hetz C, Liu Y, Frieden M & **Demaurex N**. The ER stress sensor IRE1 interacts with STIM1 to promote store-operated calcium entry, T cell activation, and muscular differentiation. *Cell Reports* (2023) 42:113540. doi: 10.1016/j.celrep.2023.113540.
2. Scott CC, Wasnik V, Nunes-Hasler P, **Demaurex N**, Kruse K & Gruenberg J. Calcium storage in multivesicular endo-lysosome. *Phys Biol.* (2023). doi: 10.1088/1478-3975/acfe6a.
3. Kaba M, Carreras-Sureda A, Nunes-Hasler P, & **Demaurex N**. The lipid transfer proteins Nir2 and Nir3 sustain phosphoinositide signaling and actin dynamics during phagocytosis. *J. Cell Sci* (2023). 136:jcs260902. doi: 10.1242/jcs.260902.
4. Wang WA, Carreras-Sureda A & **Demaurex N**. SARS-CoV-2 infection alkalinizes the ERGIC and lysosomes through the viroporin activity of the viral envelope protein. *J. Cell Sci* (2023) 136: jcs260685. DOI: 10.1242/jcs.260685
5. El Chemaly A, Jaquet V, Cambet Y, Caillon A, Cherpin O, Balafa A, Krause KH, **Demaurex N**. Discovery and validation of new Hv1 proton channel inhibitors with onco-therapeutic potential. *Biochim Biophys Acta Mol Cell Res.* (2023). DOI: 10.1016/j.bbamcr.2022.119415
6. Austin S, Mekis R, Mohammed SEM, Scalise M, Wang WA, Galluccio M, Pfeiffer C, Borovec T, Parapatics K, Vitko D, Dinhopl N, **Demaurex N**, Bennett KL, Indiveri C, Nowikovsky K. TMEM165 is the Ca²⁺/H⁺ antiporter of mammalian mitochondria. *EMBO Rep.* (2022) 23:e54978. doi:10.15252/embr.202254978
7. Kim JH, Carreras-Sureda A, Didier M, Henry C, Frieden M, **Demaurex N**. The TAM-associated STIM1^{I484R} mutation increases ORA1 channel function due to a reduced STIM1 inactivation break and an absence of microtubule trapping. *Cell Calcium* 105:102615 (2022). doi:10.1016/j.ceca.2022.102615.
8. Henry C, Carreras-Sureda A & **Demaurex N**. Enforced tethering elongates the cortical endoplasmic reticulum and limits store-operated calcium entry. *J. Cell Sci* (2022) 135: jcs259313. doi:10.1242/jcs.259313
9. Wang WA, **Demaurex N**. The mammalian trafficking chaperone protein UNC93B1 maintains the ER calcium sensor STIM1 in a dimeric state primed for translocation to the ER cortex. *J. Biol. Chem.* (2022) doi: [10.1016/j.jbc.2022.101607](https://doi.org/10.1016/j.jbc.2022.101607)
10. Carreras-Sureda A, Abrami L, Kim JH, Wang WA, Henry C, Frieden M, Didier M, van der Goot F, **Demaurex N**. S-acylation by ZDHHC20 targets ORA1 channels to lipid rafts for efficient Ca²⁺ signaling by Jurkat T cell receptors at the immune synapse. *Elife.* 10:e72051 (2021). doi:10.7554/eLife.72051
11. Pihán P, Lisbona F, Borgonovo J, Edwards-Jorquera S, Nunes-Hasler P, Castillo K, Kepp O, Urra H, Saarnio S, Vihinen H, Carreras-Sureda A, Forveille S, Sauvat A, De Giorgis D, Pupo A, Rodríguez DA, Quarato G, Sagredo A, Lourido F, Letai A, Latorre R, Kroemer G, **Demaurex N**, Jokitalo E, Concha ML, Glavic Á, Green DR, Hetz C. Control of lysosomal-mediated cell death by the pH-dependent calcium channel RECS1. *Sci Adv.* 7(46):eabe5469. (2021) doi: 10.1126/sciadv.abe5469.
12. Saul S, Castelbou C, Fickentscher C, **Demaurex N**. Signaling and functional competency of neutrophils derived from bone-marrow cells expressing the ER-HOXB8 oncoprotein. *J Leukoc Biol.* **106**:1101-1115 (2019).
13. Bulla M, Gyimesi G, Kim JH, Bhardwaj R, Hediger MA, Frieden M, & **Demaurex N**. ORA1 channel gating and selectivity is differentially altered by natural mutations in the first or third transmembrane domain. *J. Physiol.* **597**:561-582 (2019). IF: 4.95, Cited: 1
14. Rosselin M, Nunes-Hasler P & **Demaurex N**. Ultrastructural characterization of flashing mitochondria. *Contact* (Thousand Oaks). **1**: 1-14, doi.org/10.1177/2515256418801423 (2018).
15. Sedlyarov V, Eichner R, Girardi E, Essletzbichler P, Nunes-Hasler P, Srndic I, Moskovskich A, Heinz LX, Kartnig F, Bigenzahn J, Goldmann U, Rebsamen M, Kov0061rik P, **Demaurex N** and Superti-Furga G. A CRISPR/Cas9-based screen identifies the transporter SLC4A7 as key component of phagosomal acidification in macrophages. *Cell Host Microb* **23**:766-774 (2018). IF: 14.946, Cited: 5
16. Nunes-Hasler P, Maschalidi S, Lippens C, Castelbou C, Bouvet S, Guido D, Bermont F, Bassoy EY, Page N, Merkler D, Hugues S, Martinvalet D, Manoury B, & **Demaurex N**. STIM1 promotes migration, phagosomal maturation and antigen cross-presentation in dendritic cells. *Nat Commun* 8:1852 (2017). IF: 12.12, Cited: 11

17. Maschalidi S, Nunes-Hasler P[&], Nascimento C[&], Sallent I, Lannoy B, Garfa-Traore M, Cagnard N, Sepulveda F, Vargas P, Lennon-Duménil AM, van Ender T, Capiod T, **Demaurex N[#]**, Darrasse-Jèze G[#], & Manoury B. UNC93B1 associates with the calcium sensor STIM1 for efficient antigen cross-presentation in dendritic cells. *Nat Commun.* **8**:1640 (2017) [&]equally contributed; [#]equally cosupervised. IF: 12.124, Cited: 8
18. Vernay A, Marchetti A, Sabra A, Jauslin TN, Rosselin M, Scherer PE, **Demaurex N**, Orci L, Cosson P. MitoNEET-dependent formation of inter-mitochondrial junctions. *PNAS* **114**:8277-82 (2017). IF: 9.737, Cited: 15
19. Rosselin M, Santo-Domingo J, Bermont F, Giacomello M, & **Demaurex N**. L-OPA1 regulates mitoflash biogenesis independently from membrane fusion. *EMBO Reports* **18**:451-63 (2017). IF: 7.7, Cited: 10
20. Böhm J, Bulla M, Urquhart JE, Malfatti E, Williams SG, O'Sullivan J, Szlauer A, Koch C, Baranello G, Mora M, Ripolone M, Violano R, Moggio M, Kingston H, Dawson T, DeGoede CG, Nixon J, Boland A, Deleuze JF, Romero N, Newman WG, **Demaurex N**, Laporte J. ORA1 Mutations with Distinct Channel Gating Defects in Tubular Aggregate Myopathy. *Hum Mutat.* **38**:426-38 (2017). IF: 5.1, Cited: 21
21. Charles E, Hammadi M, Kischel P, Delcroix V, **Demaurex N**, Castelbou C, Vacher AM, Devin A, Ducret T, Nunes P, Vacher P. The antidepressant fluoxetine induces necrosis by energy depletion and mitochondrial calcium overload. *Oncotarget.* **8**:3181-96 (2017). IF: 5.4, Cited: 13
22. Guido D, **Demaurex N**¹. & Nunes P¹. Junctate boosts phagocytosis by recruiting endoplasmic reticulum Ca²⁺ stores near phagosomes. *J. Cell Sci* **128**:4074-82 (2015). IF: 5.4, Cited: 11
¹Equal contribution
23. Sauc S, Bulla M, Nunes P, Orci L, Marchetti A, Antigny F, Bernheim L, Cosson P, Frieden, & **Demaurex N**. STIM1L traps and gates Ora1 channels without remodeling the cortical ER. *J. Cell Sci* **128**:1568-79 (2015). IF: 5.4, Cited: 23
24. Schwarzländer M, Wagner S, Ermakova YG, Belousov VV, Radi R, Beckman JS, Buettner GR, **Demaurex N**, Duchon MR, Forman HJ, Fricker MD, Gems D, Halestrap AP, Halliwell B, Jakob U, Johnston IG, Jones NS, Logan DC, Morgan B, Müller FL, Nicholls DG, Remington SJ, Schumacker PT, Winterbourn CC, Sweetlove LJ, Meyer AJ, Dick TP, Murphy MP. The 'mitoflash' probe cpYFP does not respond to superoxide. *Nature.* 514(7523):E12-4 (2014). IF: 29.273, Cited: 53
25. De Marchi U, Santo Domingo J, Castelbou C, Sekler I, Wiederkehr A, **Demaurex N**. NCLX, but not LETM1, mediates mitochondrial Ca²⁺ extrusion thereby limiting Ca²⁺-induced NAD(P)H production and modulating matrix redox state. *J. Biol. Chem.* **289**:20377-85 (2014). IF: 5.132, Cited: 39
26. El Chemaly A, Nunes P, Jimaja W, Castelbou C, & **Demaurex N**. Hv1 proton channels differentially regulate the pH of neutrophil and macrophage phagosomes by sustaining the production of phagosomal ROS that inhibit the delivery of vacuolar ATPases. *J. Leukoc. Biol.* **95**:827-39(2014). IF: 4.57, Cited: 31
27. Betz C, Stracka D, Baschong C, Frieden M, **Demaurex N** & Hall MN. mTORC2-Akt signaling at mitochondria-associated ER membranes (MAM) regulates mitochondrial physiology *PNAS* **110**:12526-34 (2013). IF: 9.737, Cited: 213
28. Santo-Domingo J, Giacomello M, Poburko D, Scorrano L, & **Demaurex N**. OPA1 promotes pH flashes that spread between contiguous mitochondria without matrix protein exchange. *EMBO J.* **32**:1927-40 (2013). IF: 9.8, Cited: 56
29. Gouriou Y, Bijlenga P, & **Demaurex N**. Mitochondrial Ca²⁺ uptake from plasma membrane Cav3.2 channels contributes to ischemic toxicity in PC12 cells. *J. Biol. Chem.* **288**:12459-6 (2013) IF: 5.132, Cited: 15
30. Nunes P, Cornut D, Bochet V, Hasler U, Oh-Hora M, Waldburger J-M, & **Demaurex N**. STIM1 Juxtaposes ER to Phagosomes, Generating Ca²⁺ Hotspots that Boost Phagocytosis. *Current Biology* **22**:1990-7 (2012). IF: 10.03, Cited: 49  [Access the recommendation on F1000](#)
 - Editor's choice, *Science* **338**:1128 (2012)
31. Shen WW, Frieden M, & **Demaurex N**. Local cytosolic Ca²⁺ elevations are required for Stromal Interaction Molecule 1 (STIM1) de-oligomerization and termination of store-operated Ca²⁺ entry. *J. Biol. Chem.* **286**:36448-59(2011). IF: 5.132, Cited: 29  [Access the recommendation on F1000](#)
32. De Marchi U, Castelbou C, & **Demaurex N**. Uncoupling protein 3 (UCP3) modulates the activity of sarco/endoplasmic reticulum Ca²⁺-ATPase (SERCA) by decreasing mitochondrial ATP production. *J. Biol. Chem.* **286**:32533-41 (2011). IF: 5.132, Cited: 43
33. Bacac M, Fusco C, Planche A, Santo-Domingo J, **Demaurex N**, Provero P & Stamenkovic I. Securin and separase modulate membrane traffic by affecting endosomal acidification. *Traffic.* **12**:615-26 (2011). IF: 4.919, Cited: 10

34. Poburko D, Santo-Domingo J & **Demaurex N**. Dynamic regulation of the mitochondrial proton gradient during cytosolic calcium elevations. *J. Biol. Chem.* **286**:11672-84 (2011). IF: 5.132, Cited: 169
35. Azarias G, Perreten H, Lengacher S, Poburko D, **Demaurex N**, Magistretti P & Chatton J-Y. Glutamate transport decreases mitochondrial pH and modulates oxidative metabolism in astrocytes. *J Neurosci.* **31**:3550-9 (2011). IF: 7.506, Cited: 72
36. Daou S, El Chemaly A, Christofilopoulos P, Bernard L, Hoffmeyer P & **Demaurex N**. The potential role of cobalt ions released from metal prosthesis on the inhibition of Hv1 proton channels and the decrease in *Staphylococcus epidermidis* killing by human neutrophils. *Biomaterials* **32**:1769-77 (2011). IF: 7.365, Cited: 20
37. El Chemaly A, Okochi Y, Sasaki M, Arnaudeau S, Okamura Y & **Demaurex N**. VSOP/Hv1 proton channels sustain calcium entry, neutrophil migration, and superoxide production by limiting cell depolarization and acidification, *J. Exp. Med* **207**:129-39 (2010). IF: 15.61, Cited: 74
-  [Access the recommendation on F1000](#)
38. Da Cruz S, De Marchi U, Frieden M, Parone PA, Martinou JC, & **Demaurex N**. SLP-2 negatively modulates mitochondrial sodium-calcium exchange. *Cell Calcium* **47**:11-18 (2010). IF: 4.939, Cited: 14
39. Orci L, Ravazzola M, Le Coadic M, Shen W, **Demaurex N**, & Cosson P. STIM1-induced pre-cortical and cortical subdomains of the endoplasmic reticulum *PNAS* **106**: 19358-62 (2009). IF: 10.231. Cited: 102
40. Park KS, Poburko D, Wollheim CB, & **Demaurex N**. Amiloride Derivatives Induce Apoptosis by depleting ER Ca²⁺ stores in Vascular Endothelial Cells. *Br J Pharmacol.* **156**:1296–1304 (2009). IF: 3.767. Times Cited: 20
41. Wiederkehr A, Park KS, Dupont O, **Demaurex N**, Pozzan T, Cline GW & Wollheim CB. Matrix alkalisation a novel mitochondrial signal for sustained pancreatic β -cell activation. *EMBO J.* **28**:417- 28 (2009). IF: 7.45. Cited: 46
-  [Access the recommendation on F1000](#)
42. Darbellay B, Arnaudeau S, König S, Jousset H, Bader CR, **Demaurex N**, & Bernheim L. STIM1 and Orai1-dependent store-operated calcium entry regulates human myoblast differentiation. *J Biol Chem* **284**:5370-80 (2009). IF: 5.854. Cited: 72
43. Poburko D, Liao CH, van Breemen C, & **Demaurex N**. Mitochondrial regulation of SR Ca²⁺ content in vascular smooth muscle cells. *Circ Res.* **104**:104-12 (2009). IF: 9.854. Cited: 40
44. Gilbert D, Lecchi M, Arnaudeau S, Bertrand D, & **Demaurex N**. Local and global calcium signals associated with the opening of neuronal $\alpha 7$ nicotinic acetylcholine receptors. *Cell Calcium* **45**:198- 207 (2009). IF: 4.939, Cited: 24
45. Park KS, Wiederkehr A, Kirkpatrick C, Mattenberger Y, Martinou JC, Marchetti P, **Demaurex N**, & Wollheim CB. Selective actions of mitochondrial fission/fusion genes on metabolism-secretion coupling in insulin releasing cells. *J Biol Chem* **283**:33347-56 (2008). IF: 5.854, Times Cited: 63
46. Jaques F, Jousset H, Tomas A, Prost AL, Wollheim CB, Irminger JC, **Demaurex N**, & Halban PA. Dual effect of cell-cell contact disruption on cytosolic calcium and insulin secretion. *Endocrinology* **149**:2494-50 (2008). IF: 5.313, Cited: 46
47. Jones PP, Jiang D, Bolstad J, Zhang L, **Demaurex N**, & Chen SR. Endoplasmic reticulum Ca²⁺ measurements reveal that the cardiac ryanodine receptor mutations linked to cardiac arrhythmia and sudden death alter the threshold for store overload-induced Ca²⁺ release. *Biochem J.* **412**:171-8 (2008). IF: 4.224, Cited: 45
48. Jousset H, Malli R, Girardin N, Graier WF, **Demaurex N** & Frieden M. Evidence for a receptor-activated Ca²⁺ entry pathway independent from Ca²⁺ store depletion in endothelial cells. *Cell Calcium* **43**:83-94 (2008). IF: 4.939, Cited: 17
49. Serrander L, Jaquet V, Bedard K, Plastre O, Hartley O, Arnaudeau A, **Demaurex N**, Schlegel W, & Krause KH. NOX5 is expressed at the plasma membrane and generates superoxide in response to protein kinase C activation. *Biochimie* **89**:1159-67 (2007). IF: 3.237, Cited: 84
50. Jousset H, Frieden M, & **Demaurex N**. STIM1 knockdown reveals that store-operated Ca²⁺ channels located close to SERCA pumps silently refill the endoplasmic reticulum. *J. Biol. Chem.* **282**:11456-64 (2007). IF: 5.854, Cited: 84
51. Gascon E, Dayer AG, Sauvain MO, Potter G, Jenny B, De Roo M, Zraggen E, **Demaurex N**, Muller D, Kiss JZ. GABA regulates dendritic growth by stabilizing lamellipodia in newly generated interneurons of the olfactory bulb. *J Neurosci.* **26**:12956-66 (2006). IF: 7.506, Cited: 60
52. Petheó GL, Girardin NC, Goossens N, Molnar GZ, **Demaurex N**. Role of nucleotides and phosphoinositides in the stability of electron and proton currents associated with the phagocytic

- NADPH oxidase. *Biochem J.* **400**:431-8 (2006). IF: 4.224, Cited: 7
53. Frieden M, Arnaudeau S, Castelbou C, & **Demaurex N**. Subplasmalemmal mitochondria modulate the activity of plasma membrane Ca²⁺ ATPases. *J. Biol. Chem.* **280**:43198-208 (2005). IF: 5.854, Cited: 41
54. Le Blanc I, Luyet PP, Pons V, Ferguson C, Emans N, Petiot A, Mayran N, **Demaurex N**, Fauré J, Sadoul R, Parton RG, & Gruenberg J. Endosome-to-cytosol transport of viral nucleocapsids. *Nature Cell Biol.* **7**:653-64 (2005). IF: 19.717, Cited: 178
55. Petheő GL, & **Demaurex N**. Voltage- and NADPH-dependence of electron currents generated by the phagocytic NADPH oxidase. *Biochem. J.* **388**:485-91 (2005). IF: 4.224, Cited: 29
56. Garcia E, Pion M, Pelchen-Matthews A, Collinson L, Arrighi JF, Blot G, Leuba F, Escola JM, **Demaurex N**, Marsh M, Piguet V. HIV-1 Trafficking to the Dendritic Cell-T-Cell Infectious Synapse Uses a Pathway of Tetraspanin Sorting to the Immunological Synapse. *Traffic* **6**:488-501 (2005). IF: 6.4, Cited: 163
57. Larson L, Arnaudeau S, Gibson B, Li W, Krause R, Hao B, Bamburg J, Lew DP, **Demaurex N**, & Southwick F. Gelsolin Mediates Calcium-dependent Disassembly of Listeria Actin Tails. *PNAS* **102**:1921-26 (2005). IF: 10.231, Cited: 21
58. Faure J, Stalder R, Borel C, Sobo K, Piguet V, **Demaurex N**, Gruenberg J, Trono D. ARF1 Regulates Nef-Induced CD4 Degradation. *Curr Biol.* **14**:1056-64 (2004). IF: 11.732, Cited: 37
59. Frieden M, James D, Castelbou C, Danckaert A, Martinou J-C, **Demaurex N**. Calcium homeostasis during mitochondrial fragmentation and perinuclear clustering induced by hFis1. *J. Biol. Chem.* **279**:22704-14 (2004). IF: 5.854, Cited: 135
60. Petheő GL, Maturana A, Spät A, **Demaurex N**. Interactions between electron and proton currents in excised patches from human eosinophils. *J. Gen. Physiol* **122**:713-26 (2003). IF: 4.41, Cited: 21
61. Malli R, Frieden M, Osibow K, Zoratti C, Cerimagic M, **Demaurex N**, Graier WF. Sustained Ca²⁺ transfer across mitochondria is essential for mitochondrial Ca²⁺ buffering, store-operated Ca²⁺ entry, and Ca²⁺ store refilling. *J. Biol. Chem.* **278**:44769-79 (2003). IF: 5.854, Cited: 118
62. Lalevée L, Resin V, Arnaudeau S, **Demaurex N**, Rossier MF. Intracellular transport of calcium from plasma membrane to mitochondria in adrenal H295R cells: implication for steroidogenesis. *Endocrinology* **144**:4575-85 (2003). IF: 5.313, Cited: 17
63. Thomas MA, Zosso N, Scerri I, **Demaurex N**, Chanson M, and Staub O. A tyrosine-based sorting signal is involved in connexin43 stability and gap junction turnover. *J. Cell Science* **166**: 2213-22 (2003). IF: 6.543, Cited: 63
64. Arnaudeau S, Frieden M, Nakamura K, Castelbou C, Michalak M, and **Demaurex N**. Calreticulin differentially modulates calcium uptake and release in the endoplasmic reticulum and mitochondria. *J. Biol. Chem.* **277**:46696-46705 (2002). IF: 5.854, Cited: 108
65. Maturana A, Van Haasteren G, Piuž I, Castelbou C, **Demaurex N**, Schlegel W. Spontaneous calcium oscillations control c-fos transcription via the serum response element in neuroendocrine cells. *J. Biol. Chem.* **277**:39713-21 (2002). IF: 5.854, Cited: 14
66. Stasia MJ, Lardy B, Maturana A, Rousseau P, Martel C, Bordigoni P, **Demaurex N**, and Morel F. Molecular and functional characterization of a new X-linked chronic granulomatous disease variant (X91+) case with a double missense mutation in the cytosolic gp91phox C-terminal tail. *Biochim. Biophys. Acta* **1586**:316-30 (2002). IF: 4.302, Cited: 28
67. Frieden M, Malli R, Samardžija M, **Demaurex N**, & Graier WF. Subplasmalemmal endoplasmic reticulum control histamine-induced stimulation of KCa channels in a human umbilical vein endothelial cell line. *J. Physiol.* **540**:73-84 (2002). IF: 4.23, Cited: 33
68. Engering A, Geijtenbeek TB, van Vliet SJ, Wijers M, van Liempt E, **Demaurex N**, Lanzavecchia A, Franssen J, Figdor CG, Piguet V, & van Kooyk Y. The Dendritic Cell-Specific Adhesion Receptor DC-SIGN Internalizes Antigen for Presentation to T Cells. *J Immunol* **168**:2118-26 (2002). IF: 6.387, Cited: 438
69. Bánfi B, Molnár G, Maturana A, Steger K, Hegedűs B, **Demaurex N** & Krause KH. A Ca²⁺-activated NADPH oxidase in testis, spleen, and lymph nodes *J. Biol. Chem.* **276**:37594-601 (2001). IF: 5.854, Cited: 403
70. Cherradi N, Bideau M, Arnaudeau S, **Demaurex N**, James RW, Azhar S, & Capponi AM. Angiotensin II promotes selective uptake of high density lipoprotein cholesterol esters in bovine adrenal glomerulosa and human adrenocortical carcinoma cells through induction of scavenger receptor class b type I *Endocrinology* **142**:4540-9 (2001). IF: 5.313, Cited: 35
71. Nakamura K, Zuppini A, Lynch J, Arnaudeau S, Krause R, Papp S, De Smedt H, Parys JB, Lew DP, Krause KH,

- Demaurex N**, Opas M, & Michalak M. Functional specialization of calreticulin domains. *J. Cell. Biol.* **154**: 961-72 (2001). IF: 10.951, Cited: 172
72. Maturana A, Arnaudeau S, Banfi B, Hossle JP, Schlegel W, Krause KH & **Demaurex N**. Heme histidine ligands within gp91^{phox} modulate proton conduction by the phagocyte NADPH oxidase. *J. Biol. Chem.* **276**: 30277-84 (2001). IF: 5.854, Cited: 53
73. Arnaudeau S, Kelly WL, Walsh JV Jr, & **Demaurex N**. Mitochondria recycle Ca²⁺ to the endoplasmic reticulum and prevent the depletion of neighboring ER regions. *J. Biol. Chem.* **276**: 29430-9 (2001). IF: 5.854, Cited: 188
74. Foyouzi-Youssefi R, Arnaudeau S, Borner C, Kelley, WL, Tschopp J, Lew DP, **Demaurex N**, & Krause KH. Bcl-2 decrease the free Ca²⁺ concentration within the endoplasmic reticulum. *PNAS* **97**: 5723-8 (2000). IF: 10.231, Cited: 338
75. Gagescu R, **Demaurex N**, Parton RG, Hunziker W, Huber LA, & Gruenberg J. The recycling endosome of Madin-Darby canine kidney cells is a mildly acidic compartment rich in raft components. *Mol. Biol. Cell* **11**: 2775-91 (2000). IF: 6.52, Cited: 238
76. Piguet V, Wan L, Borel C, Mangasarian A, **Demaurex N**, Thomas G, & Trono D. HIV-1 Nef protein binds to the cellular protein PACS-1 to downregulate class I major histocompatibility complexes. *Nature Cell Biol.* **2**: 163-7 (2000). IF: 19.717, Cited: 228
77. Bánfi B, Maturana A, Jacóni S, Arnaudeau S, Laforge T, Sinha B, Ligeti E, **Demaurex N** & Krause KH. A mammalian H⁺ channel, generated through alternative splicing of the NADPH oxidase homologue NOH-1. *Science* **287**: 138-42 (2000). IF: 30.927, Cited: 230
78. Plant PJ, Manolson MF, Grinstein S & **Demaurex N**. Alternative mechanisms of vacuolar acidification in H⁺-ATPase-deficient yeast. *J. Biol. Chem.* **274**: 37270-9 (1999). IF: 5.854, Cited: 69
79. Bánfi B, Schrenzel J, Nübe O, Lew DP, Ligeti E, Krause KH & **Demaurex N**. A novel H⁺ conductance in eosinophils: unique characteristics & absence in Chronic Granulomatous Disease. *J. Exp. Med.* **190**: 183-194 (1999). IF: 13.965, Cited: 104
80. Maturana AD, Casal AJ, **Demaurex N**, Vallotton MB, Capponi AM & Rossier MF. Angiotensin II negatively modulates L-type calcium channels through a pertussin toxin-sensitive G protein in adrenal glomerulosa cells. *J. Biol. Chem.* **274**: 19943-8 (1999). IF: 5.854, Cited: 26
81. Aharonovitz O, **Demaurex N**, Woodside M, & Grinstein S. ATP dependence is not an intrinsic property of the Na⁺/H⁺ exchanger, NHE1: requirement for an ancillary factor. *Am. J. Physiol. (Cell Physiol)* **276**: C1303-C1311 (1999). IF: 3.95, Cited: 28
82. Piguet V, Gu F, Foti M, **Demaurex N**, Gruenberg J, Carpentier JL & Trono D. Nef-induced CD4 degradation: a diacidic-based motif in Nef functions as a lysosomal targeting signal through the binding of beta-COP in endosomes. *Cell* **97**: 63-73 (1999). IF: 29.43, Cited: 236
83. Chow CW, Woodside M, **Demaurex N**, Yu FH, Plant P, Rotin D, Grinstein S & Orlowski J. Proline-rich motifs of the Na⁺/H⁺ exchanger 2 isoform. Binding of src homology domain 3 and role in apical targeting in epithelia. *J. Biol. Chem.* **274**: 10481-8 (1999). IF: 5.854, Cited: 22
84. Schrenzel J, Serrander L, Banfi B, Nüsse O, Foyouzi R, Lew DP, **Demaurex N**, & Krause KH. Electron currents generated by the human phagocyte NADPH oxidase. *Nature* **392**: 734-37 (1998). IF: 29.273, Cited: 138
85. **Demaurex N**, Furuya W, D'Souza S, Bonifacino J, & Grinstein S. Mechanism of acidification of the trans-Golgi network (TGN) *In situ* measurements of pH using retrieval of TGN38 and furin from the cell surface. *J. Biol. Chem.* **273**: 2044-2051 (1998). IF: 5.854, Cited: 142
86. Hackam DJ, Rotstein OD, Zhang WJ, **Demaurex N**, Woodside M, Tsai O, & Grinstein S. Regulation of phagosomal acidification: Differential targeting of Na⁺/H⁺ exchangers, Na⁺/K⁺-ATPases, and vacuolar-type H⁺-ATPases. *J. Biol. Chem.* **272**: 29810-29820 (1997). IF: 5.854, Cited: 103
87. Tong J, Oyamada H, **Demaurex N**, Grinstein S, McCarthy TV, & MacLennan DH. Caffeine and halothane sensitivity of intracellular Ca²⁺ release is altered by 15 calcium release channel (Ryanodine receptor) mutations associated with malignant hyperthermia and/or K⁺ channel core disease. *J. Biol. Chem.* **272**: 26332-26339 (1997) IF: 5.854, Cited: 174
88. Coppolino MG, Woodside MJ, **Demaurex N**, Grinstein S, St-Arnaud R, & Dedhar S. Calreticulin is essential for integrin-mediated calcium signalling and cell adhesion. *Nature* **386**: 843-847 (1997). IF: 29.273, Cited: 308

89. **Demaurex N**, Romanek RR, Orłowski J, & Grinstein S. ATP-dependence of Na⁺/H⁺ exchange: Nucleotide specificity and assessment of the role of phospholipids. *J. Gen. Physiol.* **109**: 117-28 (1997). IF: 4.41, Cited: 47
90. **Demaurex N**, Waddell T, Downey GP, & Grinstein S. Intracellular pH regulation during spreading of human neutrophils. *J. Cell. Biol.* **133**: 1-13 (1996). IF: 10.951, Cited: 104
91. Schrenzel J, **Demaurex N**, Foti M, Van Delden CV, Jacquet J, Mayr G, Lew DP, & Krause KH. Highly cooperative Ca²⁺ elevations in response to Ins(1,4,5)P₃ microperfusion through a patch-clamp pipette. *Biophys. J.* **69**: 2378-2391 (1995). IF: 4.507, Cited: 9
92. **Demaurex N**, Orłowski J, Brisseau G, Woodside M, & Grinstein S. The mammalian Na⁺/H⁺ antiporters NHE-1, NHE-2, and NHE-3 are electroneutral and voltage-independent, but can couple to a H⁺ conductance. *J. Gen. Physiol.* **106**: 85-111 (1995). IF: 4.41, Cited: 47
93. **Demaurex N**, Monod A, Lew DP, & Krause KH. Characterization of receptor-mediated and store-regulated Ca²⁺ and Mn²⁺ influx in human neutrophils. *Biochem. J.* **297**: 595-601 (1994). IF: 4.224, Cited: 82
94. Rawlings SR, **Demaurex N**, & Schlegel W. Pituitary adenylate cyclase-activating polypeptide increases [Ca²⁺]_i in rat gonadotrophs through an inositol-trisphosphate-dependent mechanism. *J. Biol. Chem.* **269**: 5680-5686 (1994). IF: 5.854, Cited: 73
95. Varnai P, **Demaurex N**, Jaconi ME, Schlegel W, Lew DP, & Krause KH. Highly cooperative calcium activation of intermediate-conductance K⁺ channel in granulocytes from a human cell line. *J. Physiol.* **472**: 373-390 (1993) IF: 4.23, Cited: 25
96. **Demaurex N**, Grinstein S, Jaconi ME, Schlegel W, Lew DP, & Krause KH. Proton currents in human granulocytes: regulation by plasma membrane potential and intracellular pH. *J. Physiol.* **466**: 329-344 (1993) IF: 4.23, Cited: 96
97. Chiavaroli C, Cooper DMF, Boyajian CL, Murray RM, **Demaurex N**, Spiegel AM, & Schlegel W. Spontaneous [Ca²⁺]_i oscillations and Gs expression are inversely correlated with secretory granule content in pituitary cells. *J. Neuroendocrinology* **4**: 473-481 (1992). IF: 2.974 Cited: 3
98. **Demaurex N**, Schlegel W, Varnai P, Mayr G, Lew DP, & Krause KH. Regulation of Ca²⁺ influx in myeloid cells: Role of plasma membrane potential, inositol phosphates, cytosolic free [Ca²⁺], and filling state of intracellular Ca²⁺ stores. *J. Clin. Invest.* **90**: 830-839 (1992). IF: 15.053, Cited: 41
99. **Demaurex N**, Lew DP, & Krause KH. Cyclopiazonic acid depletes intracellular Ca²⁺ stores and activates an influx pathway for divalent cations in HL-60 cells. *J. Biol. Chem.* **267**: 2318-2324 (1992). IF: 5.854, Cited: 281

b. Reviews in peer-reviewed journals

1. S-acylation of Ca²⁺ transport proteins in cancer. Kouba S, Demaurex N. *Chronic Dis Transl Med.* 2024 Aug 14;10(4):263-280. doi: 10.1002/cdt3.146
2. S-acylation of Ca²⁺ transport proteins: molecular basis and functional consequences. Néré R, Kouba S, Carreras-Sureda A, **Demaurex N**. *Biochem Soc Trans.* 2024 Feb 28;52(1):407-421. doi: 10.1042/BST20230818.
3. Deciphering calcium signals in cells and tissues with tailored probes and models. **Demaurex N**. *J Physiol.* 2023 Oct;601(19):4179-4181. doi: 10.1113/JP285037.
4. Extending the Contacts Breaks the Flow. Carreras-Sureda A, Henry C, **Demaurex N**. *Contact (Thousand Oaks)*. 2023 Jan 11;6:25152564221125045. doi: 10.1177/25152564221125045.
5. Pihán P, Nunes-Hasler P, **Demaurex N**, Hetz C. Simultaneous determination of intraluminal lysosomal calcium and pH by dextran-conjugated fluorescent dyes. *Methods Cell Biol.* 2021;165:199-208. doi: 10.1016/bs.mcb.2021.02.007. Epub 2021 Mar 19.
6. Wang WA & **Demaurex N**. Proteins Interacting with STIM1 and Store-Operated Ca²⁺ Entry. *Prog Mol Subcell Biol.* 2021; 59:51-97. doi: 10.1007/978-3-030-67696-4_4.
7. Nunes-Hasler P, Kaba M, **Demaurex N**. Molecular Mechanisms of Calcium Signaling During Phagocytosis. *Adv Exp Med Biol.* 2020;1246:103-128. doi: 10.1007/978-3-030-40406-2_7.
8. **Demaurex N** & Saul S. The role of STIM proteins in neutrophil functions. *J. Physiol.* **596**: 2699–2708 (2018), IF: 4.95, Cited: 4
9. **Demaurex N** & Guido D. The Role of Mitochondria in the Activation/Maintenance of SOCE: Membrane Contact Sites as Signaling Hubs Sustaining Store-Operated Ca²⁺ Entry. *Adv Exp Med Biol.* **993**:277-96 (2017)
10. Nunes-Hasler P & **Demaurex N** &. The ER phagosome connection in the era of membrane contact sites. *Biochim Biophys Acta.* **1864**:1513-24 (2017). IF: 3.16, Cited: 4

11. **Demaurex N** & Nunes P. The Role of STIM and ORAI Proteins in Phagocytic Immune Cells. *Am. J. Physiol. (Cell Physiol)*. **310**: C496-C508 (2016). IF: 3.95, Cited: 1
12. Bhardwaj R, Hediger MA, **Demaurex N**. Redox modulation of STIM-ORAI signaling. *Cell Calcium*. **60**:142-52 (2016). IF: 4.939, Cited: 16
13. Nunes P, Guido D, & **Demaurex N**. Measuring Phagosome pH by Ratiometric Fluorescence Microscopy. *J. Vis. Exp.* 106: e53402 (2015). IF: 1.325, Cited: 0
14. Seredenina T, **Demaurex N**, Krause KH. Voltage-Gated Proton Channels as Novel Drug Targets: From NADPH Oxidase Regulation to Sperm Biology. *Antioxid Redox Signal*. **23**:490-513 (2014). IF: 7.407, Cited: 15
15. Nunes P & **Demaurex N**. Redox regulation of Store Operated Ca²⁺ Entry. *Antioxid Redox Signal*. **21**:915-32. (2014). IF: 7.189, Cited: 35
16. Nunes P, **Demaurex N** & Dinauer MC. Regulation of the NADPH oxidase and associated ion fluxes during phagocytosis. *Traffic* **14**:1118-31 (2013). IF: 4.652, Cited: 79
17. Santo-Domingo J & Demaurex N. Perspectives on: SGP Symposium on Mitochondrial Physiology and Medicine: The renaissance of mitochondrial pH. *J. Gen. Physiol.* **139**:415-23 (2012). IF: 4.41, Cited: 59
18. Poburko D & **Demaurex N**. Regulation of the mitochondrial proton gradient by cytosolic calcium signals. *Pflügers Archiv - European Journal of Physiology*. **464**:19-26 (2012). IF: 4.463, Cited: 14
19. Shen WW & **Demaurex N**. Morphological and functional aspects of STIM1-dependent assembly and disassembly of store-operated calcium entry complexes. *Biochem. Soc. Trans.* **40**:112-18 (2012). IF: 3.989, Cited: 3
20. El Chemaly A & **Demaurex N**. Do Hv1 proton channels regulate the ionic and redox homeostasis of phagosomes? *Mol. Cell. Endocrinol.* **353**:82-7 (2012). IF: 3.503, Cited: 16
21. Gouriou Y, **Demaurex N**, Bijlenga P, & De Marchi U. Mitochondrial calcium handling during ischemia-induced cell death in neurons. *Biochimie* **93**:2060-7 (2011). IF: 3.728, Cited: 34
22. Shen WW, Frieden M, & **Demaurex N**. Remodelling of the endoplasmic reticulum during store-operated calcium entry. *Biol Cell*. **103**:365-80 (2011). IF: 4.898, Cited: 42
23. El Chemaly A & **Demaurex N**. Physiological roles of voltage-gated proton channels in leukocytes. *J Physiol*. **588**: 4659-65 (2010). IF: 4.23, Cited: 24
24. Nunes P & **Demaurex N**. The role of calcium signaling in phagocytosis. *J. Leukoc Biol.* **88**:57-68 (2010) IF: 4.605, Cited: 96
25. Santo-Domingo J & **Demaurex N**. Calcium uptake mechanisms of mitochondria. *Biochim Biophys Acta - Bioenergetics* **1797**:907-912 (2010), IF: 4.23, Cited: 163
26. **Demaurex N** Poburko D & Frieden M. Regulation of plasma membrane calcium fluxes by mitochondria. *Biochim Biophys Acta - Bioenergetics* **1787**:1383-1394 (2009) Cited: 65
27. **Demaurex N** & Petheř GL. Electron and proton transport by NADPH oxidases. *Philosophical Transactions of the Royal Society B: Biological Sciences*. **360**:2315-2325 (2005). IF: 3.51, Cited: 45
28. **Demaurex N**. Calcium measurements in organelles with Ca²⁺-sensitive fluorescent proteins. *Cell Calcium* **38**: 213-222 (2005). IF: 4.939, Cited: 25
29. **Demaurex N** & Frieden M. Measurements of the free luminal ER Ca²⁺ concentration with targeted "cameleon" fluorescent proteins. *Cell Calcium* **34**:109-119 (2003). IF: 4.939, Cited: 89
30. Maturana A, Krause KH, & **Demaurex N**. NOX Family NADPH Oxidases: Do They Have Built-in Proton Channels? *J. Gen. Physiol.* **120**:781-786 (2002). IF: 4.41, Cited: 20
31. **Demaurex N**. pH homeostasis of cellular organelles. *News Physiol Sci* **17**: 1-5 (2002). IF: 3.949, Cited: 107
32. **Demaurex N**, Arnaudeau S, & Opas M. Measurement of intracellular Ca²⁺ concentration. *Methods Cell Biol.* **70**:453-74 (2002). IF: 0.711, Cited: 5
33. Schrenzel J, **Demaurex N**, Lew DP, & Krause KH. Characterization of Ca²⁺ influx in human neutrophils using the patch clamp technique. *Swiss Medical Weekly* **125**: 1174-1178 (1995). IF: 1.226, Cited: 7
34. **Demaurex N**, & Grinstein, S. Na⁺/H⁺ antiport: modulation by ATP and role in cell volume regulation. *J. Exp. Biol.* **196**: 389-404 (1994). IF: 2.712, Cited: 82
35. **Demaurex N**, Rawlings SR, Krause KH, Jaconi ME, Lew DP, & Schlegel W. Combination of microfluorimetric monitoring of cytosolic Ca²⁺ and pH with electrophysiological patch clamp recordings

in neutrophils granulocytes. *Meth. Enzymol.* **238**: 308-320 (1994). IF: 1.695, Cited: 3

36. **Demaurex N**, Schrenzel J, Jaconi ME, Lew DP, & Krause KH. Proton channels, plasma membrane potential, and respiratory burst in human neutrophils. *Eur. J. Haematol.* **51**: 309-312 (1993). IF: 2.00, Cited: 27

c. Editorials in peer-reviewed journals

1. **Demaurex N**. Deciphering calcium signals in cells and tissues with tailored probes and models. *J. Physiol* (2023) 601:4179-4181. doi: 10.1113/JP285037
2. Carreras-Sureda A, Henry C & **Demaurex N**. Extending the Contacts Breaks the Flow. *Contact (Thousand Oaks)*. 2023 6:25152564221125045. doi: 10.1177/25152564221125045.
3. **Demaurex N** & Nunes P. GRAM marks the spot for STIM. *Cell Calcium* **73**:70-71 (2018). IF: 4.939, Cited: 0
4. Wiederkehr A & **Demaurex N**. Illuminating redox biology using NADH- and NADPH-specific sensors. *Nat Methods*. **14**:671-2 (2017). IF: 25.328, Cited: 2
5. **Demaurex N**, Rosselin M. Redox Control of Mitochondrial Calcium Uptake. *Mol Cell*. **65**:961-62 (2017). IF: 14.714, Cited: 2
6. **Demaurex N** & Schwarzländer M. Mitochondrial flashes: dump superoxide and dance with protons now. *Antioxid Redox Signal*. **25**:550-551 (2016). IF: 7.1 Cited: 1
7. Rosales C, **Demaurex N**, Lowell CA, Uribe-Querol E. Neutrophils: Their Role in Innate and Adaptive Immunity. *J Immunol Res*. 2016:1469780 (2016). IF: 2.8, Cited: 1
8. **Demaurex N** & Poburko D. A Revolving Door for Calcium. *Science* **326**: 57-58 (2009). IF: 30.927, Cited: 7
9. **Demaurex N** & Scorrano L. Reactive oxygen species are NOXious for neurons. *Nat Neurosci*. **12**:819-20 (2009). IF: 15.456, Cited: 23
10. **Demaurex N**, & Distelhorst C. Apoptosis: the calcium connection. *Science* **300**: 65-7 (2003). IF: 30.93, Cited: 256

d. Reviews in non peer-reviewed journals

1. Chow C-W, **Demaurex N**, & Grinstein, S. Ion transport and the function of phagocytic cells. *Curr Op Hematol* **2**: 89-95 (1995) IF: 4.51, Cited: 3
2. Krause KH, **Demaurex N**, Jaconi M, & Lew DP. Ion channels and receptor-mediated Ca²⁺ Influx in neutrophil granulocytes. *Blood Cells* **19**: 165-175 (1993) IF: 2.427, Cited: 32

e. Book Chapters

1. **Demaurex N** & Guido D. The Role of Mitochondria in the Activation/Maintenance of SOCE: Membrane Contact Sites as Signaling Hubs Sustaining Store-Operated Ca²⁺ Entry. In: *Store-operated Ca²⁺ entry pathways*. Part of the *Advances in Experimental Medicine and Biology* book series (AEMB, volume 993) Chapter 15, pp. 227-296. Eds. Klaus Groschner, Wolfgang Graier and Christoph Romanin, Springer International Publishing, ISBN: 978-3-319-57731-9 (2017)
2. **Demaurex N** & Frieden M. Local regulation of plasma membrane channels by mitochondria. In: *Store-operated Ca²⁺ entry pathways*. Chapter 14, pp. 193-210. Eds. Klaus Groschner, Wolfgang Graier and Christoph Romanin, Springer-Verlag GmbH, Wien, Austria, ISBN 978-3-7091-8 (2012)
3. **Demaurex N**. The Endoplasmic Reticulum as a Calcium Gateway in Programmed Cell Death. In: *The Endoplasmic Reticulum: Fundamentals and Role in Disease*. Michalak, M. (ed.) The Biomedical & Life Sciences Collection, Henry Stewart Talks Ltd, London (online at <http://www.hstalks.com/?t=BL0121607-Demaurex>) (2007)
4. **Demaurex N**, & Grinstein S. Measurements of endosomal pH in live cells by dual-excitation fluorescence imaging. In: *Cell Biology: A laboratory Handbook*. Ed. Julio E Celis, Academic Press, Inc, New York, Chapter 16, pp. 163-169 (2006)
5. **Demaurex N**, & Arnaudeau S. ER Calcium and ER chaperones: new players in apoptosis? In: *Calreticulin, 2nd Edition*. pp. 133-141. Eds. Paul Eggleton and Marek Michalak, Landes Bioscience, Georgetown, Texas (2003)
6. Kim JH, **Demaurex N**, Schapiro F, & Grinstein S. The pH of internal compartments in normal and activated cells. In: *Cell Growth and oncogenesis: A compendium of Selected Topics* Eds. P Bannasch, S Papa, & D Kanduc, Birkhäuser Verlag AG, Basel, Switzerland, 350 pp (1998)

7. **Demaurex N**, Romanek, R, Rotstein, OD, & Grinstein S. Measurement of cytosolic pH in single cells by dual-excitation fluorescence imaging: Simultaneous visualization using differential interference contrast optics. *In: Cell Biology: A laboratory Handbook*, Vol 3, pp. 380-386 Ed. Julio E Celis, Academic Press, Inc, New York (1998)
8. Kim, JH, **Demaurex N**, & Grinstein, S. Intracellular pH: measurement, manipulation and physiological regulation. *In: Handbook of Biological Physics, vol II: Transport processes in Eukaryotic and Prokaryotic Organisms* Ed. HR Kaback & WN Konings, Elsevier Science, Amsterdam, The Netherlands, 956 pp (1996)
9. Schlegel W, Mollard P, **Demaurex N**, Theler J-M, Chiavaroli C, Guerineau N, Vacher P, Mayr G, Krause KH, Wollheim CB, & Lew DP. Calcium signalling: Comparison of the role of Ca²⁺ influx in excitable endocrine and non-excitabile myeloid cells. *In: Advances in Second Messenger and Phosphoprotein Research*, vol 28, pp 143-152 Ed. BL Brown & PRM Dobson, Raven Press, New York (1993)
10. Krause KH, **Demaurex N**, & Lew DP. Mechanisms and pharmacology of receptor-mediated calcium influx in non excitable tissues. *In: Lung Biology in Health and Disease, vol 67: Pharmacology of the Respiratory Tract*, pp 63-102 Ed. KF Chung & PJ Barnes, Marcel Dekker Inc, New York (1993)
11. Van Delden C, Jaconi ME, Pittet D, **Demaurex N**, Krause KH, & Lew DP. Calcium translocation in signal transduction. *In: Cellular and Molecular Mechanisms of Inflammation: Signal Transduction in Inflammatory Cells*, pp 115-151 Ed. GC Cochrane & MA Gimbrone, Academic Press Inc, Orlando, Florida (1992)

f. Thesis

1. pH homeostasis of the cell cytosol and intracellular organelles. *Thèse de Privat-Doctent*, Université de Genève, 2000
2. Pneumococcal Pneumoniae in HIV-positive patients: Epidemiology and Vaccine Efficacy. *Thèse en Médecine*, Université de Genève, 1993 (Prof. F.A. Waldvogel)
3. Mechanism and Regulation of Calcium Influx in Human Neutrophils. *Thèse en Sciences, mention: biologique*, Université de Genève, 1993 (Prof. D.P. Lew & P. Spierer)