




Le coin-coin




Prendre une feuille carrée



Marquer les diagonales, puis plier pour amener chaque sommet au centre du carré




On obtient ceci




Retourner, plier pour amener chaque sommet au centre du carré


Le coin-coin (suite)




On obtient ceci



Plier en deux



Ouvrir ...



... et voici le coin-coin terminé